

Datasheet for ABIN522589  
**anti-AIF antibody (AA 1-613)**



[Go to Product page](#)

4 Images

Overview

Quantity:	100 µg
Target:	AIF (AIFM1)
Binding Specificity:	AA 1-613
Reactivity:	Human
Host:	Rabbit
Clonality:	Polyclonal
Conjugate:	This AIF antibody is un-conjugated
Application:	Western Blotting (WB), Immunofluorescence (IF)

Product Details

Purpose:	Rabbit polyclonal antibody raised against a full-length human AIFM1 protein.
Immunogen:	AIFM1 (NP_004199.1, 1 a.a. ~ 613 a.a) full-length human protein.
Sequence:	MFRCGGLAAG ALKQKLVPLV RTVCVRSRQ RNRLPGNLFQ RWHVPLELQM TRQMASSGAS GGKIDNSVLV LIVGLSTVGA GAYAYKTMKE DEKRYNERIS GLGLTPEQKQ KKAALSASEG EEVPQDKAPS HVPFLLIGGG TAAFAAARSI RARDPGARVL IVSEDPPELY MRPPLSKELW FSDDPNVTKT LRFKQWNGKE RSIYFQPPSF YVSAQDLPHI ENGGVAULTG KKVVQLDVRD NMVKLNDGSQ ITYEKCLIAT GGTPRSLSAI DRAGA EVKSR TTLFRKIGDF RSLEKISREV KSITIIGGGF LGSELACALG RKARALGTEV IQLFPEKGNM GKILPEYLSN WTMEKVRREG VKVMPNAIVQ SVGVSSGKLL IKLKDGRKVE TDHIVA AVGL EPNVELAKTG GLEIDSDFGG FRVNAELQAR SNIWVAGDAA CFYDIKLGRR RVEHHDHAVV SGRLAGENMT GAAKPYWHQS MFWSDLGPDV GYEAGLVDS SLPTVGVFAK ATAQDNPKSA TEQSGTGIRS ESETESEASE ITIPPSTPAV PQAPVQGEDY GKGVI FYLRD KVVVGIVLWN IFNRMPIARK IIKDGEQHED

## Product Details

---

LNEVAKLFNI HED

Cross-Reactivity: Human

Characteristics: Antibody reactive against mammalian transfected lysate.

## Target Details

---

Target: AIF (AIFM1)

Alternative Name: AIFM1 ([AIFM1 Products](#))

Background: Full Gene Name: apoptosis-inducing factor, mitochondrion-associated, 1  
Synonyms: AIF,MGC111425,PDCD8

Gene ID: 9131

NCBI Accession: [NM\\_004208](#)

Pathways: [Apoptosis](#), [Positive Regulation of Endopeptidase Activity](#), [Cell RedoxHomeostasis](#), [Smooth Muscle Cell Migration](#), [Warburg Effect](#)

## Application Details

---

Application Notes: Optimal working dilution should be determined by the investigator.

Restrictions: For Research Use only

## Handling


---

Buffer: In 1x PBS, pH 7.4

Handling Advice: Aliquot to avoid repeated freezing and thawing.


Storage: -20 °C

Storage Comment: Store at -20°C or lower. Aliquot to avoid repeated freezing and thawing.



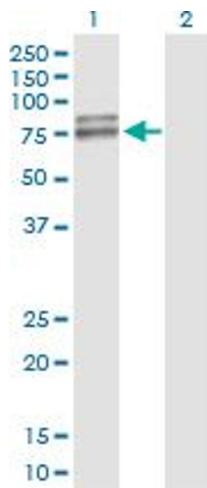
#### Western Blotting

**Image 1.** AIFM1 MaxPab rabbit polyclonal antibody.  
Western Blot analysis of AIFM1 expression in human liver.



#### Western Blotting

**Image 2.** AIFM1 MaxPab rabbit polyclonal antibody.  
Western Blot analysis of AIFM1 expression in A-431.



#### Western Blotting

**Image 3.** Western Blot analysis of AIFM1 expression in transfected 293T cell line by AIFM1 MaxPab polyclonal antibody.

Lane 1: AIFM1 transfected lysate(66.90 KDa).

Lane 2: Non-transfected lysate.

Please check the [product details page](#) for more images. Overall 4 images are available for ABIN522589.