

Datasheet for ABIN523070
anti-CDC42BPB antibody (AA 1580-1679)



[Go to Product page](#)

4 Images

Overview

Quantity:	100 µg
Target:	CDC42BPB
Binding Specificity:	AA 1580-1679
Reactivity:	Human
Host:	Mouse
Clonality:	Monoclonal
Conjugate:	This CDC42BPB antibody is un-conjugated
Application:	ELISA, Western Blotting (WB), Immunohistochemistry (Paraffin-embedded Sections) (IHC (p))

Product Details

Purpose:	Mouse monoclonal antibody raised against a partial recombinant CDC42BPB.
Immunogen:	CDC42BPB (AAD37506, 1580 a.a. ~ 1679 a.a) partial recombinant protein with GST tag. MW of the GST tag alone is 26 KDa.
Sequence:	SKMISNPTNF NHVAHMGPGD GMQVLM DLPL SAVPPSQEER PGPAPTNLAR QPPSRNKPYI SWPSSGGSEP SVTVPLRSMS DPDQDFDKEP DSDSTKHSTP
Clone:	6G3
Isotype:	IgG2a
Cross-Reactivity:	Human
Characteristics:	Antibody Reactive Against Recombinant Protein.

Target Details

Target:	CDC42BPB
Alternative Name:	CDC42BPB (CDC42BPB Products)
Background:	Full Gene Name: CDC42 binding protein kinase beta (DMPK-like) Synonyms: KIAA1124,MRCKB
Gene ID:	9578


Application Details

Application Notes:	Optimal working dilution should be determined by the investigator.
Restrictions:	For Research Use only

Handling

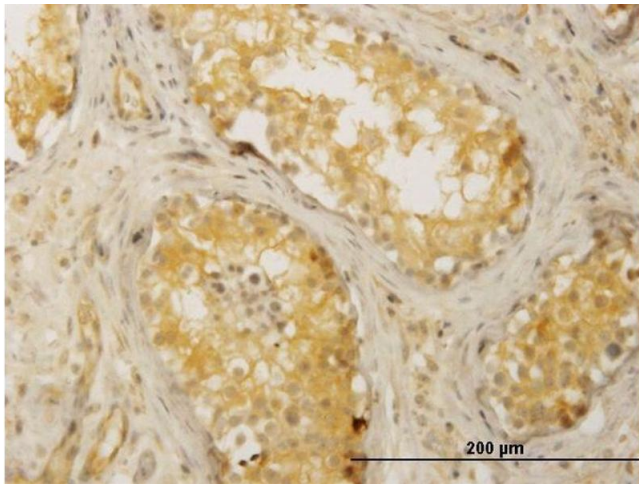
Buffer:	In 1x PBS, pH 7.4
Handling Advice:	Aliquot to avoid repeated freezing and thawing.
Storage:	-20 °C
Storage Comment:	Store at -20°C or lower. Aliquot to avoid repeated freezing and thawing.

Images



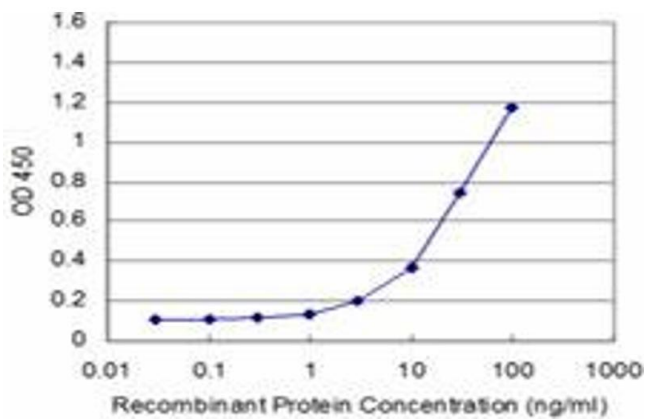
Western Blotting

Image 1. CDC42BPB monoclonal antibody (M02), clone 6G3
Western Blot analysis of CDC42BPB expression in HeLa .



Immunostaining

Image 2. Immunoperoxidase of monoclonal antibody to CDC42BPB on formalin-fixed paraffin-embedded human testis. [antibody concentration 3 ug/ml]



ELISA

Image 3. Detection limit for recombinant GST tagged CDC42BPB is approximately 1ng/ml as a capture antibody.

Please check the [product details page](#) for more images. Overall 4 images are available for ABIN523070.