



[Go to Product page](#)

Datasheet for ABIN523072

## anti-CDC42BPB antibody (AA 1580-1679)

### 4 Images

#### Overview

Quantity:	100 µg
Target:	CDC42BPB
Binding Specificity:	AA 1580-1679
Reactivity:	Human
Host:	Mouse
Clonality:	Monoclonal
Conjugate:	This CDC42BPB antibody is un-conjugated
Application:	ELISA, Western Blotting (WB)

#### Product Details

Purpose:	Mouse monoclonal antibody raised against a partial recombinant CDC42BPB.
Immunogen:	CDC42BPB (AAD37506, 1580 a.a. ~ 1679 a.a) partial recombinant protein with GST tag. MW of the GST tag alone is 26 KDa.
Sequence:	SKMISNPTNF NHVAHMGPGD GMQVLM DLPL SAVPPSQEER PGPAPTNLAR QPPSRNKPYI SWPSSGGSEP SVTVPLRSMS DPDQDFDKEP DSDSTKHSTP
Clone:	2D8
Isotype:	IgG2b
Cross-Reactivity:	Human, Mouse
Characteristics:	Antibody Reactive Against Recombinant Protein.

## Target Details

Target:	CDC42BPB
Alternative Name:	CDC42BPB ( <a href="#">CDC42BPB Products</a> )
Background:	Full Gene Name: CDC42 binding protein kinase beta (DMPK-like) Synonyms: KIAA1124,MRCKB
Gene ID:	9578


## Application Details

Application Notes:	Optimal working dilution should be determined by the investigator.
Restrictions:	For Research Use only

## Handling

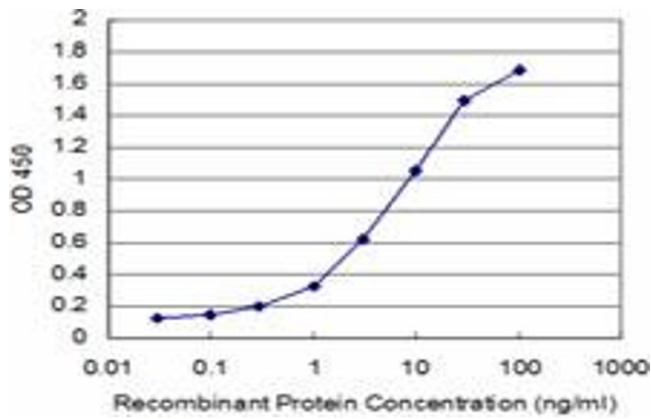
Buffer:	In 1x PBS, pH 7.4
Handling Advice:	Aliquot to avoid repeated freezing and thawing.
Storage:	-20 °C
Storage Comment:	Store at -20°C or lower. Aliquot to avoid repeated freezing and thawing.

## Images




### Western Blotting

**Image 1.** CDC42BPB monoclonal antibody (M04), clone 2D8  
Western Blot analysis of CDC42BPB expression in Jurkat .



### ELISA

**Image 2.** Detection limit for recombinant GST tagged CDC42BPB is approximately 0.3ng/ml as a capture antibody.



### Western Blotting

**Image 3.** CDC42BPB monoclonal antibody (M04), clone 2D8. Western Blot analysis of CDC42BPB expression in Raw 264.7.

Please check the [product details page](#) for more images. Overall 4 images are available for ABIN523072.