

Datasheet for ABIN523094 anti-WTAP antibody (AA 70-151)



[Go to Product page](#)

3 Images

Overview

Quantity:	100 µg
Target:	WTAP
Binding Specificity:	AA 70-151
Reactivity:	Human
Host:	Mouse
Clonality:	Monoclonal
Conjugate:	This WTAP antibody is un-conjugated
Application:	Western Blotting (WB), ELISA, Immunohistochemistry (Paraffin-embedded Sections) (IHC (p))

Product Details

Purpose:	Mouse monoclonal antibody raised against a partial recombinant WTAP.
Immunogen:	WTAP (NP_690596.1, 70 a.a. ~ 151 a.a) partial recombinant protein with GST tag. MW of the GST tag alone is 26 KDa.
Sequence:	ARRENILVMR LATKEQEMQE CTTQIQYLKQ VQQPSVAQLR STMVDPAINL FFLKMKGELE QTKDKLEQAQ NELSAWKFTP DR
Clone:	1B11
Isotype:	IgG2a
Cross-Reactivity:	Human
Characteristics:	Antibody Reactive Against Recombinant Protein.

Target Details

Target:	WTAP
Alternative Name:	WTAP (WTAP Products)
Background:	Full Gene Name: Wilms tumor 1 associated protein Synonyms: DKFZp686F20131,KIAA0105,MGC3925
Gene ID:	9589
NCBI Accession:	NM_152857

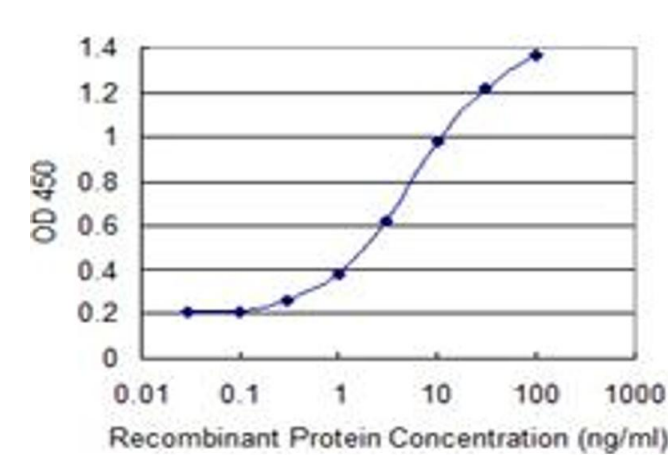
Application Details

Application Notes:	Optimal working dilution should be determined by the investigator.
Restrictions:	For Research Use only

Handling


Buffer:	In 1x PBS, pH 7.4
Handling Advice:	Aliquot to avoid repeated freezing and thawing.
Storage:	-20 °C
Storage Comment:	Store at -20°C or lower. Aliquot to avoid repeated freezing and thawing.

Images



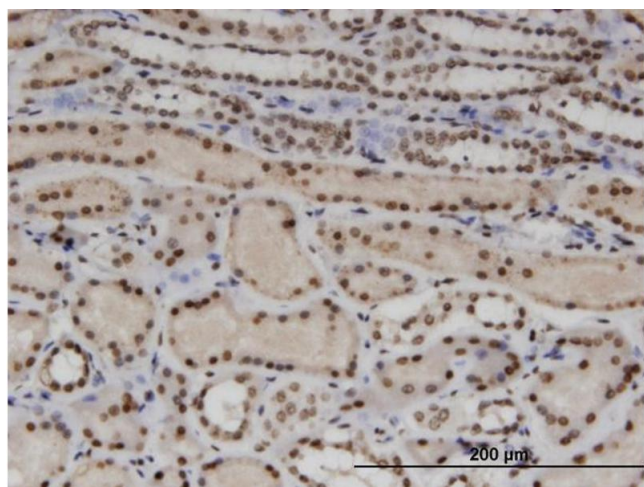
ELISA

Image 1. Detection limit for recombinant GST tagged WTAP is 0.1 ng/ml as a capture antibody.



Western Blotting

Image 2. Western Blot detection against Immunogen (34.76 KDa) .



Immunostaining

Image 3. Immunoperoxidase of monoclonal antibody to WTAP on formalin-fixed paraffin-embedded human kidney. [antibody concentration 3 ug/ml]