Datasheet for ABIN523104

anti-CARTPT antibody (AA 1-116)

3 Images

Go to Product page

Overview

Quantity:	100 µg
Target:	CARTPT
Binding Specificity:	AA 1-116
Reactivity:	Human
Host:	Mouse
Clonality:	Monoclonal
Conjugate:	This CARTPT antibody is un-conjugated
Application:	Western Blotting (WB), ELISA

Product Details

Purpose:	Mouse monoclonal antibody raised against a full-length recombinant CART.
Immunogen:	CART (AAH29882, 1 a.a. ~ 116 a.a) full-length recombinant protein with GST tag. MW of the GST tag alone is 26 KDa.
Sequence:	MESSRVRLLP LLGAALLLML PLLGTRAQED AELQPRALDI YSAVDDASHE KELIEALQEV LKKLKSKRVP IYEKKYGQVP MCDAGEQCAV RKGARIGKLC DCPRGTSCNS FLLKCL
Clone:	3E4
Isotype:	IgG2a
Cross-Reactivity:	Human
Characteristics:	Antibody Reactive Against Recombinant Protein.

Copyright antibodies-online. All rights reserved.

Target Details

Target:	CARTPT
Alternative Name:	CARTPT (CARTPT Products)
Background:	Full Gene Name: CART prepropeptide Synonyms: CART
Gene ID:	9607
Pathways:	Hormone Transport, Negative Regulation of Hormone Secretion, Carbohydrate Homeostasis, Feeding Behaviour

Application Details

Application Notes:	Optimal working dilution should be determined by the investigator.
Restrictions:	For Research Use only

Handling

Buffer:	In 1x PBS, pH 7.4
Handling Advice:	Aliquot to avoid repeated freezing and thawing.
Storage:	-20 °C
Storage Comment:	Store at -20°C or lower. Aliquot to avoid repeated freezing and thawing.

Images

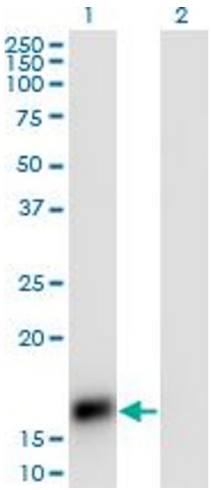

Western Blotting

Image 1. Western Blot analysis of CART expression in transfected 293T cell line by CART monoclonal antibody (M01), clone 3E4.

Lane 1: CART transfected lysate(12.8 KDa).

Lane 2: Non-transfected lysate.

Copyright antibodies-online. All rights reserved.

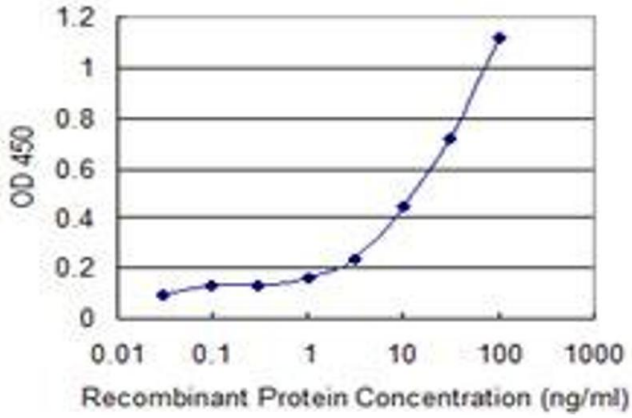

ELISA

Image 2. Detection limit for recombinant GST tagged CARTPT is 0.3 ng/ml as a capture antibody.

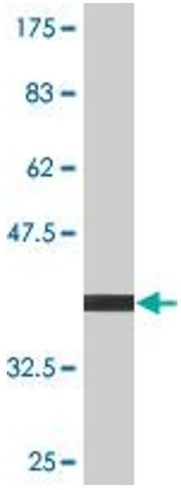

Western Blotting

Image 3. Western Blot detection against Immunogen (38.5 KDa) .

 Copyright antibodies-online. All rights reserved.