



[Go to Product page](#)

Datasheet for ABIN523282

## anti-ZC3H11A antibody (AA 1-810)

3 Images

1 Publication

### Overview

Quantity:	50 µg
Target:	ZC3H11A
Binding Specificity:	AA 1-810
Reactivity:	Human
Host:	Mouse
Clonality:	Polyclonal
Conjugate:	This ZC3H11A antibody is un-conjugated
Application:	Western Blotting (WB), Immunofluorescence (IF)

### Product Details

Purpose:	Mouse polyclonal antibody raised against a full-length human ZC3H11A protein.
Immunogen:	ZC3H11A (NP_055642.3, 1 a.a. ~ 810 a.a) full-length human protein.
Sequence:	MPNQGEDCYF FFYSTCTKGD SCPFRHCEAA IGETVCTLW QEGRCFRQVC RFRHMEIDKK RSEIPCYWEN QPTGCQKLNC AFHHNRGRYV DGLFLPPSKT VLPTVPESPE EEVKASQLSV QQNKLSVQSN PSPQLRSVMK VESSENVSP THPPVVINAA DDEDDDDQF SEEGDETKTP TLQPTPEVHN GLRVTSVRKP AVNIKQGECL NFGIKTLEEI KSKKMKEKSK KQEGSSGVS SLLLHPEPVP GPEKENVRTV VRTVTLSTKQ GEEPLVRLSL TERLGKRKFS AGGSDPPLK RSLAQLRGKK VEAPETNIDK TPKKAQVSKS LKERLGMSAD PDNEDATDKV NKVGEIHVKT LEEILLERAS QKRGELQTKL KTEGPSKTTDD STSGARSSST IRIKTFSEVL AEKKHRQQA ERQKSKKDTT CIKLKIDSEI KKTVVLPPIV ASRGQSEPA GKTSMQEVH IKTLEEIKLE KALRVQSSSE SSTSSPSQHE ATPGARRLLR ITKRTGMKEE KNLQEGNEVD SQSSIRTEAK EASGETTGVD ITKIQVKRCE TMREKHMQKQ QEREKSVLTP LRGDVASCNT QVAEKPVLTA

## Product Details

---

VPGITRHLTK RLPTKSSQKV EVETSGIGDS LLNVKCAAQT LEKRGKAKPK VNVKPSVVKV  
VSSPKLAPKR KAVEMHAAVI AAVKPLSSSS VLQEPPAKKA AVAVVPLVSE DKSVTVPEAE  
NPRDSLVLPP TQSSSDSSPP EVSGPSSSQM SMKTRRLSSA STGKPPLSVE DDFEKLIWEI  
SGGKLEAEID LDPGKDEDDL LLELSEMIDS

Cross-Reactivity: Human, Rat

Characteristics: Antibody reactive against mammalian transfected lysate.

## Target Details

---

Target: ZC3H11A

Alternative Name: ZC3H11A ([ZC3H11A Products](#))

Background: Full Gene Name: zinc finger CCCH-type containing 11A  
Synonyms: DKFZp686D03108,DKFZp686F14109,DKFZp781G2455,KIAA0663,ZC3HDC11A

Gene ID: 9877

## Application Details

---

Application Notes: Optimal working dilution should be determined by the investigator.

Restrictions: For Research Use only

## Handling

---

Buffer: In 1x PBS, pH 7.4

Handling Advice: Aliquot to avoid repeated freezing and thawing.


Storage: -20 °C

Storage Comment: Store at -20°C or lower. Aliquot to avoid repeated freezing and thawing.

## Publications

---

Product cited in: Folco, Lee, Dufu, Yamazaki, Reed: "The proteins PDIP3 and ZC11A associate with the human TREX complex in an ATP-dependent manner and function in mRNA export." in: **PLoS ONE**, Vol. 7, Issue 8, pp. e43804, (2012) ([PubMed](#)).

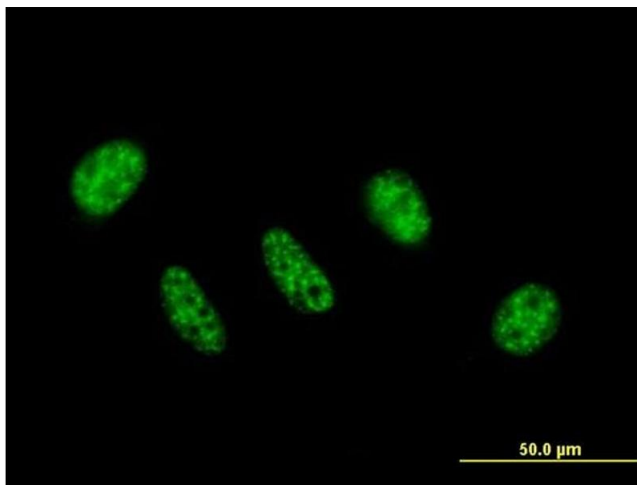


### Western Blotting

**Image 1.** Western Blot analysis of ZC3H11A expression in transfected 293T cell line by ZC3H11A MaxPab polyclonal antibody.


Lane 1: ZC3H11A transfected lysate(89.1 KDa).

Lane 2: Non-transfected lysate.



### Immunofluorescence

**Image 2.** Immunofluorescence of purified MaxPab antibody to ZC3H11A on HeLa cell. [antibody concentration 10 ug/ml]



### Western Blotting

**Image 3.** ZC3H11A MaxPab polyclonal antibody. Western Blot analysis of ZC3H11A expression in rat brain.