



Datasheet for ABIN523317  
**anti-RBM8A antibody (AA 1-174)**



[Go to Product page](#)

4 Images

Overview

|                      |   |
|----------------------|---|
| Quantity:            | 100 µg  |
| Target:              | RBM8A   |
| Binding Specificity: | AA 1-174  |
| Reactivity:          | Human   |
| Host:                | Mouse   |
| Clonality:           | Monoclonal  |
| Conjugate:           | This RBM8A antibody is un-conjugated  |
| Application:         | Western Blotting (WB), ELISA, Immunohistochemistry (Paraffin-embedded Sections) (IHC (p)) |

Product Details

|                   |  |
|-------------------|--|
| Purpose:          | Mouse monoclonal antibody raised against a full-length recombinant RBM8A.  |
| Immunogen:        | RBM8A (AAH17088, 1 a.a. ~ 174 a.a) full-length recombinant protein with GST tag. MW of the GST tag alone is 26 KDa.  |
| Sequence:         | MADVLDLHEA GGEDFAMDED GDESIHKLKE KAKKRKGRGF GSEEGSRARM REDYDSVEQD<br>GDEPGPQRSV EGWILSVTVGV HEEATEEDIH DKFAEYGEIK NIHLNLDRTT GYLKGYTLVE<br>YETYKEAQAA MEGLNGQDLM GQPISVDWCF VRGPPKGRRR GGRRRSRSPD RRRR |
| Clone:            | 3E4  |
| Isotype:          | IgG2b  |
| Cross-Reactivity: | Human  |
| Characteristics:  | Antibody Reactive Against Recombinant Protein.   |

## Target Details

|                   |   |
|-------------------|---|
| Target:           | RBM8A   |
| Alternative Name: | RBM8A ( <a href="#">RBM8A Products</a> )  |
| Background:       | Full Gene Name: RNA binding motif protein 8A<br>Synonyms: BOV-1A,BOV-1B,BOV-1C,MDS014,RBM8,RBM8B,Y14,ZNRP,ZRNP1 |
| Gene ID:          | 9939  |

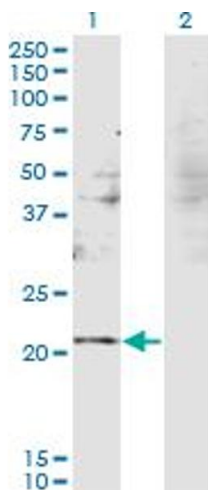
## Application Details

|                    |  |
|--------------------|--|
| Application Notes: | Optimal working dilution should be determined by the investigator. |
| Restrictions:      | For Research Use only  |

## Handling

|                  |  |
|------------------|--|
| Buffer:          | In 1x PBS, pH 7.4  |
| Handling Advice: | Aliquot to avoid repeated freezing and thawing.                          |
| Storage:         | -20 °C   |
| Storage Comment: | Store at -20°C or lower. Aliquot to avoid repeated freezing and thawing. |

## Images

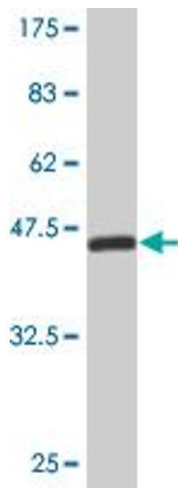


### Western Blotting

**Image 1.** Western Blot analysis of RBM8A expression in transfected 293T cell line by RBM8A monoclonal antibody (M08), clone 3E4.

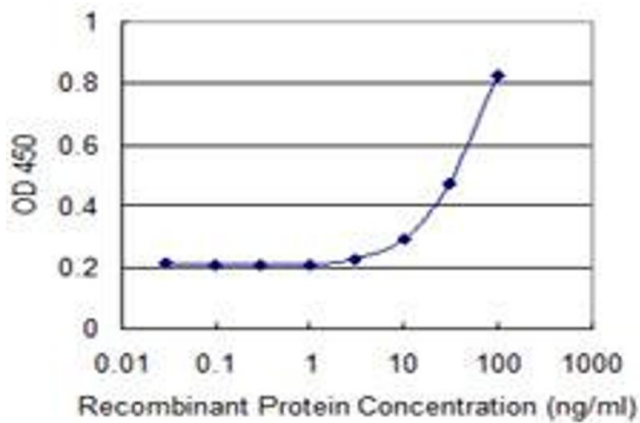
Lane 1: RBM8A transfected lysate (Predicted MW: 19.9 kDa).

Lane 2: Non-transfected lysate.



### Western Blotting

**Image 2.** Western Blot detection against Immunogen (44.88 KDa).



### ELISA

**Image 3.** Detection limit for recombinant GST tagged RBM8A is 3 ng/ml as a capture antibody.

Please check the [product details page](#) for more images. Overall 4 images are available for ABIN523317.