

Datasheet for ABIN523573  
**anti-PRMT3 antibody (AA 41-139)**

## 3 Images

[Go to Product page](#)

## Overview

Quantity:	100 µg
Target:	PRMT3
Binding Specificity:	AA 41-139
Reactivity:	Human
Host:	Mouse
Clonality:	Monoclonal
Conjugate:	This PRMT3 antibody is un-conjugated
Application:	Western Blotting (WB), ELISA

## Product Details

Purpose:	Mouse monoclonal antibody raised against a partial recombinant PRMT3.
Immunogen:	PRMT3 (NP_005779, 41 a.a. ~ 139 a.a) partial recombinant protein with GST tag. MW of the GST tag alone is 26 KDa.
Sequence:	LPHGKQQTPC LFCNRLFTSA EETFSHCKSE HQFNIDSMVH KHGLEFYGYI KLINFIRLKN PTVEYMNSIY NPVPWEKEEY LKPVLEDDL LQFDVEDLY
Clone:	3G4
Isotype:	IgG1
Cross-Reactivity:	Human
Characteristics:	Antibody Reactive Against Recombinant Protein.

## Target Details

Target:	PRMT3
Alternative Name:	PRMT3 ( <a href="#">PRMT3 Products</a> )
Background:	Full Gene Name: protein arginine methyltransferase 3 Synonyms: HRMT1L3
Gene ID:	10196
NCBI Accession:	<a href="#">NM_005788</a>
Pathways:	<a href="#">Protein targeting to Nucleus</a>

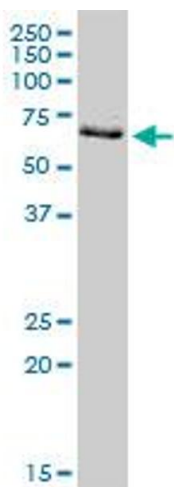
## Application Details

Application Notes:	Optimal working dilution should be determined by the investigator.
Restrictions:	For Research Use only

## Handling

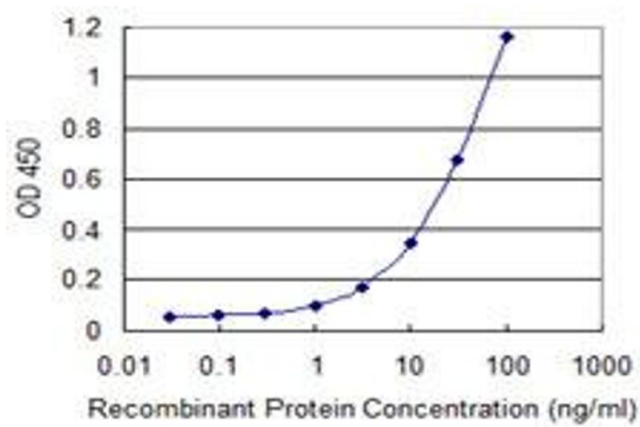
Buffer:	In 1x PBS, pH 7.4
Handling Advice:	Aliquot to avoid repeated freezing and thawing.
Storage:	-20 °C
Storage Comment:	Store at -20°C or lower. Aliquot to avoid repeated freezing and thawing.

## Images



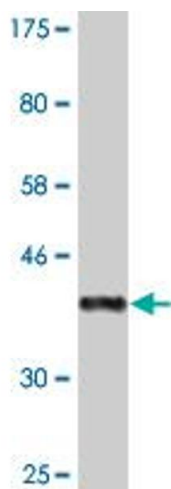
### Western Blotting

**Image 1.** PRMT3 monoclonal antibody (M16), clone 3G4.  
Western Blot analysis of PRMT3 expression in HepG2.



### ELISA

**Image 2.** Detection limit for recombinant GST tagged PRMT3 is 0.3 ng/ml as a capture antibody.



### Western Blotting

**Image 3.** Western Blot detection against Immunogen (36.63 kDa) .