



[Go to Product page](#)

Datasheet for ABIN523613
anti-OLIG2 antibody (AA 2-78)

4 Images

1 Publication

Overview

Quantity:	100 µg
Target:	OLIG2
Binding Specificity:	AA 2-78
Reactivity:	Human
Host:	Mouse
Clonality:	Monoclonal
Conjugate:	This OLIG2 antibody is un-conjugated
Application:	Western Blotting (WB), ELISA, Immunohistochemistry (Paraffin-embedded Sections) (IHC (p)), Immunofluorescence (IF)

Product Details

Purpose:	Mouse monoclonal antibody raised against a full length recombinant OLIG2.
Immunogen:	OLIG2 (NP_005797, 2 a.a. ~ 78 a.a) full length recombinant protein with GST tag. MW of the GST tag alone is 26 KDa.
Sequence:	DSDASLVSSR PSSPEPDDL FLPARSKGSSG SAFTGGTVSS STPSDCPPEL SAELRGAMGS AGAHPGDKLG GSGFKSS
Clone:	3C9
Isotype:	IgG2a
Cross-Reactivity:	Human
Characteristics:	Antibody Reactive Against Recombinant Protein.

Target Details

Target:	OLIG2
Alternative Name:	OLIG2 (OLIG2 Products)
Background:	Full Gene Name: oligodendrocyte lineage transcription factor 2 Synonyms: BHLHB1,OLIGO2,PRKCBP2,RACK17,bHLHe19
Gene ID:	10215
NCBI Accession:	NM_005806

Application Details

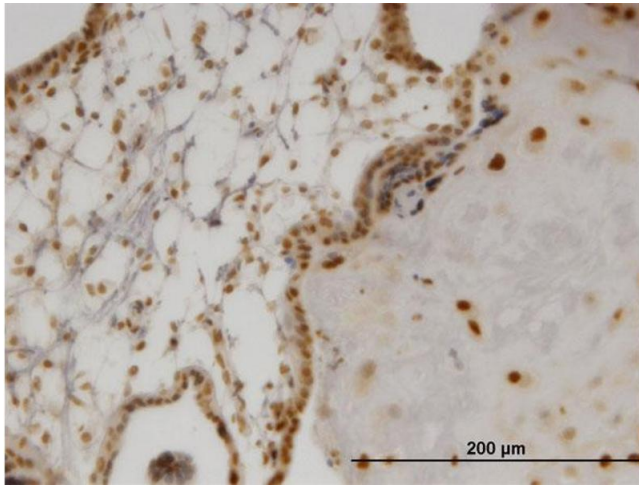
Application Notes:	Optimal working dilution should be determined by the investigator.
Restrictions:	For Research Use only

Handling

Buffer:	In 1x PBS, pH 7.4
Handling Advice:	Aliquot to avoid repeated freezing and thawing.
Storage:	-20 °C
Storage Comment:	Store at -20°C or lower. Aliquot to avoid repeated freezing and thawing.

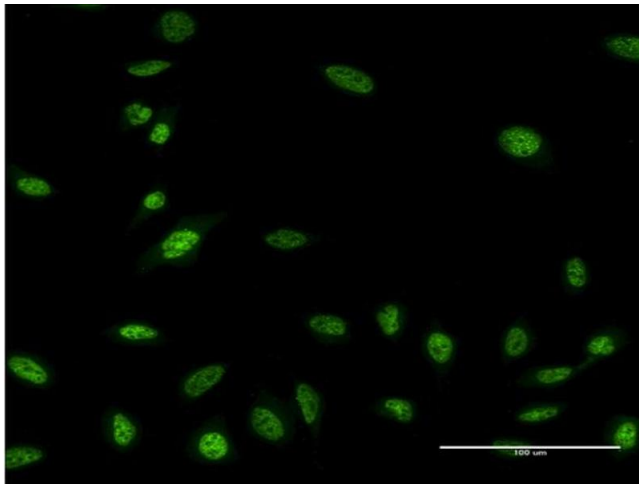
Publications

Product cited in:	Libard, Popova, Amini, Kärjä, Pietiläinen, Hämäläinen, Sundström, Hesselager, Bergqvist, Ekman, Zetterling, Smits, Nilsson, Pfeifer, de Ståhl, Enblad, Ponten, Alafuzoff: "Human cytomegalovirus tegument protein pp65 is detected in all intra- and extra-axial brain tumours independent of the tumour type or grade." in: PLoS ONE , Vol. 9, Issue 9, pp. e108861, (2014) (PubMed).
-------------------	---



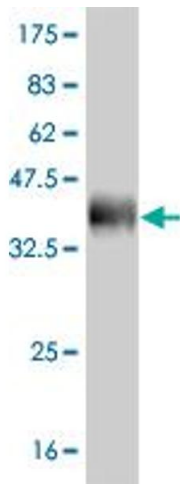
Immunostaining

Image 1. Immunoperoxidase of monoclonal antibody to OLIG2 on formalin-fixed paraffin-embedded human placenta. [antibody concentration 3 ug/ml]



Immunofluorescence

Image 2. Immunofluorescence of monoclonal antibody to OLIG2 on HeLa cell. [antibody concentration 10 ug/ml]



Western Blotting

Image 3. Western Blot detection against Immunogen (34.47 KDa) .

Please check the [product details page](#) for more images. Overall 4 images are available for ABIN523613.