



[Go to Product page](#)

Datasheet for ABIN524053

anti-POLR3C antibody (AA 1-534)

5 Images

Overview

Quantity:	50 µg
Target:	POLR3C
Binding Specificity:	AA 1-534
Reactivity:	Human
Host:	Mouse
Clonality:	Polyclonal
Conjugate:	This POLR3C antibody is un-conjugated
Application:	Western Blotting (WB), Immunofluorescence (IF)

Product Details

Purpose:	Mouse polyclonal antibody raised against a full-length human POLR3C protein.
Immunogen:	POLR3C (NP_006459.3, 1 a.a. ~ 534 a.a) full-length human protein.
Sequence:	MTQAEIKLCS LLLQEHFGEI VEKIGVHLIR TGSQPLRVIA HDTGTSLDQV KKALCVLVQH NLVSYQVHKR GVVEYEAQCS RVLRLRYPR YIYTTKTLYS DTGELIVEEL LLNGKLTMSA VVKKVADRLT ETMEDGKTMD YAEVSNTFVR LADTHFVQRC PSVPTTENS DPGPPPPAPTL VINEKDMYLV PKLSLIGK GK RRRSSDEDAA GEPKAKRPKY TTDNKEIPD DGIYWQANLD RFHQHFRDQA IVSAVANRMD QTSSEIVRTM LRMSEITTSS SAPFTQPLSS NEIFRSLPVG YNISKQVLDQ YLTL LADDPL EFGVKGSDSG GGMVYNLHK ALASLATATL ESVVQERFGS RCARIFRLVL QKKHIEQKQV EDFAMIPAKE AKDMLYKMLS ENFMSLQEIP KTPDHAPSRT FYLYTVNILS AARMLLHRCY KSIANLIERR QFETKENKRL LEKSQRVEAI IASMQATGAE EAQLQEIEEM ITAPERQQL ETLKRNVNKLD ASEIQVDETI FLLESYIECT MKRQ

Product Details

Cross-Reactivity:	Human, Rat
Characteristics:	Antibody reactive against mammalian transfected lysate.

Target Details


Target:	POLR3C
Alternative Name:	POLR3C (POLR3C Products)
Background:	Full Gene Name: polymerase (RNA) III (DNA directed) polypeptide C (62kD) Synonyms: RPC3, RPC62
Gene ID:	10623
NCBI Accession:	NM_006468

Application Details

Application Notes:	Optimal working dilution should be determined by the investigator.
Restrictions:	For Research Use only

Handling

Buffer:	In 1x PBS, pH 7.4
Handling Advice:	Aliquot to avoid repeated freezing and thawing.
Storage:	-20 °C
Storage Comment:	Store at -20°C or lower. Aliquot to avoid repeated freezing and thawing.




Western Blotting

Image 1. Western Blot analysis of POLR3C expression in transfected 293T cell line by POLR3C MaxPab polyclonal antibody.

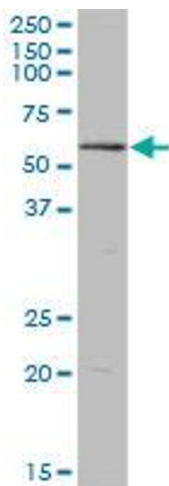
Lane 1: POLR3C transfected lysate(58.74 KDa).

Lane 2: Non-transfected lysate.



Western Blotting

Image 2. POLR3C MaxPab polyclonal antibody. Western Blot analysis of POLR3C expression in Hela S3 NE.



Western Blotting

Image 3. POLR3C MaxPab polyclonal antibody. Western Blot analysis of POLR3C expression in human placenta.

Please check the [product details page](#) for more images. Overall 5 images are available for ABIN524053.