



[Go to Product page](#)

Datasheet for ABIN524199

anti-ZNF266 antibody (AA 274-346)

4 Images

Overview

Quantity:	100 µg
Target:	ZNF266
Binding Specificity:	AA 274-346
Reactivity:	Human
Host:	Mouse
Clonality:	Monoclonal
Conjugate:	This ZNF266 antibody is un-conjugated
Application:	ELISA, Western Blotting (WB), Immunohistochemistry (Paraffin-embedded Sections) (IHC (p))

Product Details

Purpose:	Mouse monoclonal antibody raised against a partial recombinant ZNF266.
Immunogen:	ZNF266 (NP_006622.2, 274 a.a. ~ 346 a.a) partial recombinant protein with GST tag. MW of the GST tag alone is 26 KDa.
Sequence:	GRAFTVSSCL SQHMKIHVGE KPYECKECGI AFTRSSQLTE HLKHTHTAKDP FECKICGKSF RNSSCLSDHF RIH
Clone:	4G5
Isotype:	IgG2a
Cross-Reactivity:	Human
Characteristics:	Antibody Reactive Against Recombinant Protein.

Target Details

Target:	ZNF266
Alternative Name:	ZNF266 (ZNF266 Products)
Background:	Full Gene Name: zinc finger protein 266 Synonyms: HZF1
Gene ID:	10781
NCBI Accession:	NM_006631

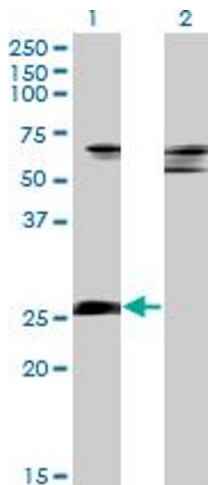
Application Details

Application Notes:	Optimal working dilution should be determined by the investigator.
Restrictions:	For Research Use only

Handling

Buffer:	In 1x PBS, pH 7.4
Handling Advice:	Aliquot to avoid repeated freezing and thawing.
Storage:	-20 °C
Storage Comment:	Store at -20°C or lower. Aliquot to avoid repeated freezing and thawing.

Images

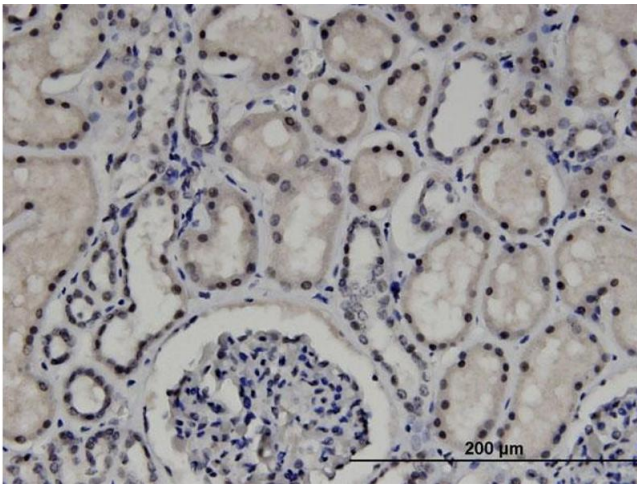


Western Blotting

Image 1. Western Blot analysis of ZNF266 expression in transfected 293T cell line by ZNF266 monoclonal antibody (M02), clone 4G5.

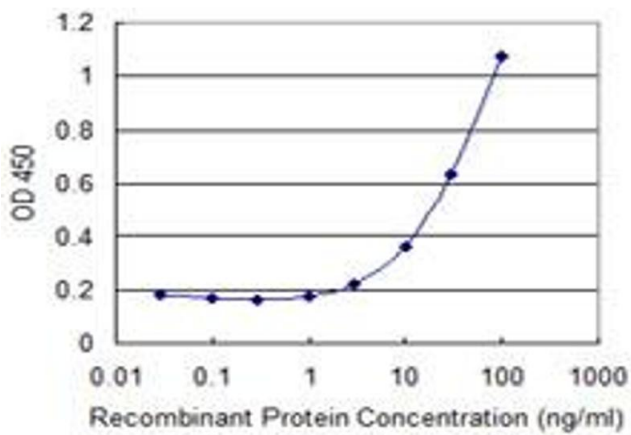
Lane 1: ZNF266 transfected lysate(29.9 KDa).

Lane 2: Non-transfected lysate.



Immunostaining

Image 2. Immunoperoxidase of monoclonal antibody to ZNF266 on formalin-fixed paraffin-embedded human kidney. [antibody concentration 1.5 ug/ml]



ELISA

Image 3. Detection limit for recombinant GST tagged ZNF266 is 1 ng/ml as a capture antibody.

Please check the [product details page](#) for more images. Overall 4 images are available for ABIN524199.