



Datasheet for ABIN524358  
**anti-TOMM34 antibody (AA 1-309)**



[Go to Product page](#)

3 Images

## Overview

Quantity:	100 µg
Target:	TOMM34
Binding Specificity:	AA 1-309
Reactivity:	Human
Host:	Mouse
Clonality:	Monoclonal
Conjugate:	This TOMM34 antibody is un-conjugated
Application:	Western Blotting (WB), ELISA, Immunoprecipitation (IP)

## Product Details

Purpose:	Mouse monoclonal antibody raised against a full-length recombinant TOMM34.
Immunogen:	TOMM34 (AAH01763, 1 a.a. ~ 309 a.a) full-length recombinant protein with GST tag. MW of the GST tag alone is 26 KDa.
Sequence:	MAPKFPDSVE ELRAAGNESF RNGQYAEASA LYGRALRVLQ AQGSSDPEEE SVLYSNRAAC HLKDGNCRDC IKDCTSALAL VPFSIKPLLR RASAYEALEK YPMAYVDYKT VLQIDDNVTS AVEGINRMTR ALMDSLGP EW RLKLP SIPLV PVSAQKRWNS LPSENHKEMA KSKSKETTAT KNRVPSAGDV EKARVLKEEG NELVKKGNHK KAIEKYSESL LCSNLESATY SNRALCYLVL KQYTEAVKDC TEALKLDGKN VKAFYRRAQA HKALKDYKSS FADISNLLQI EPRNGPAQKL RQEVKQNLH
Clone:	1D2
Isotype:	IgG2a

## Product Details

Cross-Reactivity:	Human
Characteristics:	Antibody Reactive Against Recombinant Protein.

## Target Details

Target:	TOMM34
Alternative Name:	TOMM34 ( <a href="#">TOMM34 Products</a> )
Background:	Full Gene Name: translocase of outer mitochondrial membrane 34 Synonyms: HTOM34P,TOM34,URCC3
Gene ID:	10953

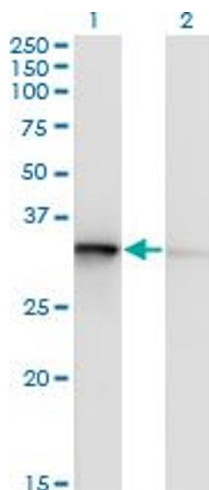
## Application Details

Application Notes:	Optimal working dilution should be determined by the investigator.
Restrictions:	For Research Use only

## Handling

Buffer:	In 1x PBS, pH 7.4
Handling Advice:	Aliquot to avoid repeated freezing and thawing.
Storage:	-20 °C
Storage Comment:	Store at -20°C or lower. Aliquot to avoid repeated freezing and thawing.

## Images

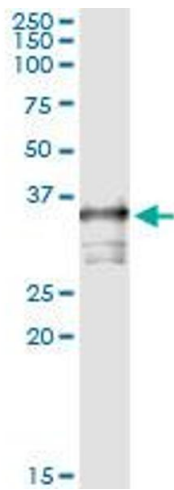


### Western Blotting

**Image 1.** Western Blot analysis of TOMM34 expression in transfected 293T cell line by TOMM34 monoclonal antibody (M02), clone 1D2.


Lane 1: TOMM34 transfected lysate(34.6 KDa).

Lane 2: Non-transfected lysate.



### Immunoprecipitation

**Image 2.** Immunoprecipitation of TOMM34 transfected lysate using anti-TOMM34 monoclonal antibody and Protein A Magnetic Bead , and immunoblotted with TOMM34 MaxPab rabbit polyclonal antibody.



### Western Blotting

**Image 3.** Western Blot detection against Immunogen (59.73 kDa) .