



[Go to Product page](#)

Datasheet for ABIN524774
anti-ATF5 antibody (AA 101-200)

3 Images

Overview

Quantity:	100 µg
Target:	ATF5
Binding Specificity:	AA 101-200
Reactivity:	Human
Host:	Mouse
Clonality:	Monoclonal
Conjugate:	This ATF5 antibody is un-conjugated
Application:	Western Blotting (WB), ELISA, Immunohistochemistry (Paraffin-embedded Sections) (IHC (p))

Product Details

Purpose:	Mouse monoclonal antibody raised against a partial recombinant ATF5.
Immunogen:	ATF5 (AAH05174.1, 101 a.a. ~ 200 a.a) partial recombinant protein with GST tag. MW of the GST tag alone is 26 KDa.
Sequence:	MASLLKKELE QMEDFFLDAP LLPPSPPPPL PPPPLPPAPS LPLSLPSFDL PQPPVLDTLTLD LLAIYCRNEA GQEEVGMPPPL PPPQPPPPPS PPQPSRLAPY
Clone:	4G5
Isotype:	IgG2a
Cross-Reactivity:	Human
Characteristics:	Antibody Reactive Against Recombinant Protein.

Target Details

Target:	ATF5
Alternative Name:	ATF5 (ATF5 Products)
Background:	Full Gene Name: activating transcription factor 5 Synonyms: ATFX,FLJ34666,HMFN0395
Gene ID:	22809
Pathways:	Myometrial Relaxation and Contraction

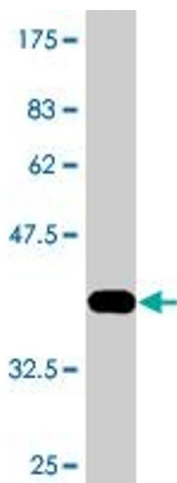
Application Details

Application Notes:	Optimal working dilution should be determined by the investigator.
Restrictions:	For Research Use only

Handling

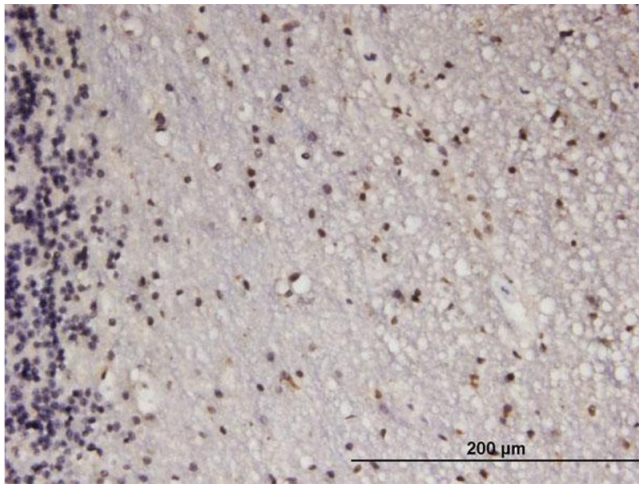
Buffer:	In 1x PBS, pH 7.4
Handling Advice:	Aliquot to avoid repeated freezing and thawing.
Storage:	-20 °C
Storage Comment:	Store at -20°C or lower. Aliquot to avoid repeated freezing and thawing.

Images



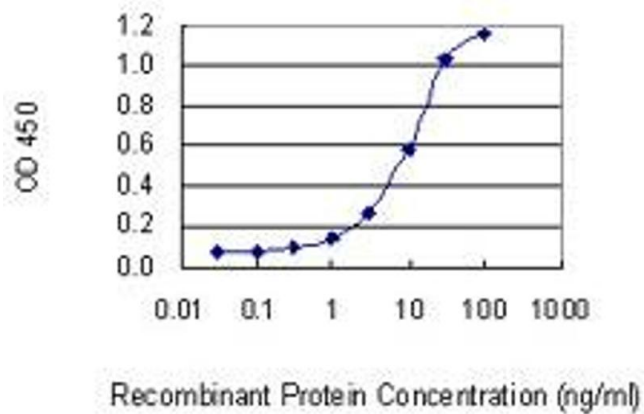
Western Blotting

Image 1. Western Blot detection against Immunogen (36.63 kDa).



Immunostaining

Image 2. Immunoperoxidase of monoclonal antibody to ATF5 on formalin-fixed paraffin-embedded human cerebellum. [antibody concentration 3 ug/ml]



ELISA

Image 3. Detection limit for recombinant GST tagged ATF5 is 0.3 ng/ml as a capture antibody.