



[Go to Product page](#)

Datasheet for ABIN524833
anti-ZNF365 antibody (AA 147-219)

3 Images

Overview

Quantity:	100 µg
Target:	ZNF365
Binding Specificity:	AA 147-219
Reactivity:	Human
Host:	Mouse
Clonality:	Monoclonal
Conjugate:	This ZNF365 antibody is un-conjugated
Application:	Western Blotting (WB), ELISA

Product Details

Purpose:	Mouse monoclonal antibody raised against a partial recombinant ZNF365.
Immunogen:	ZNF365 (NP_055766, 147 a.a. ~ 219 a.a) partial recombinant protein with GST tag. MW of the GST tag alone is 26 KDa.
Sequence:	GLPTSDKAS FEAHVREKFN RMVEAVDRTI EKRIDKLTKE LAQKTAELLE VRAAFVQLTQ KKQEVQRRER ALN
Clone:	2E3
Isotype:	IgG1
Cross-Reactivity:	Human
Characteristics:	Antibody Reactive Against Recombinant Protein.

Target Details

Target:	ZNF365
Alternative Name:	ZNF365 (ZNF365 Products)
Background:	Full Gene Name: zinc finger protein 365 Synonyms: KIAA0844,MGC41821,MGC87345,Su48,UAN,ZNF365D
Gene ID:	22891
NCBI Accession:	NM_014951

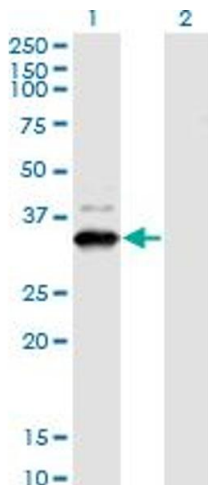
Application Details

Application Notes:	Optimal working dilution should be determined by the investigator.
Restrictions:	For Research Use only

Handling

Buffer:	In 1x PBS, pH 7.4
Handling Advice:	Aliquot to avoid repeated freezing and thawing.
Storage:	-20 °C
Storage Comment:	Store at -20°C or lower. Aliquot to avoid repeated freezing and thawing.

Images

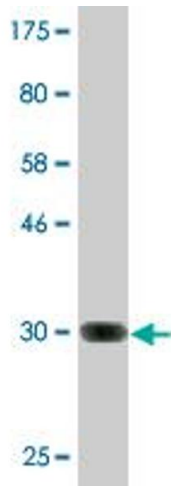


Western Blotting

Image 1. Western Blot analysis of ZNF365 expression in transfected 293T cell line by ZNF365 monoclonal antibody (M03), clone 2E3.

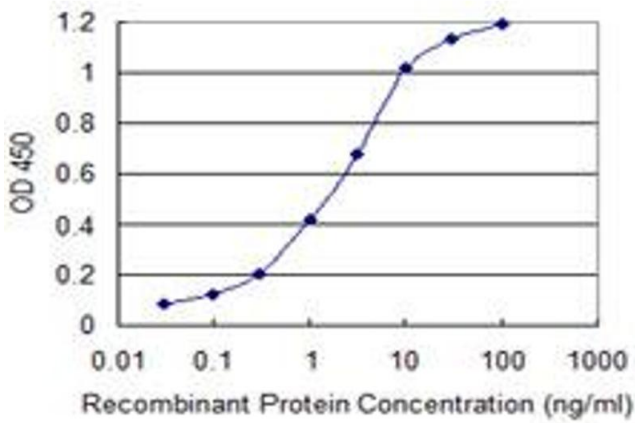
Lane 1: ZNF365 transfected lysate (Predicted MW: 31.4 kDa).

Lane 2: Non-transfected lysate.



Western Blotting

Image 2. Western Blot detection against Immunogen (33.77 KDa).



ELISA

Image 3. Detection limit for recombinant GST tagged ZNF365 is 0.03 ng/ml as a capture antibody.