



Datasheet for ABIN524932  
**anti-PDXDC1 antibody (AA 1-788)**



[Go to Product page](#)

3 Images

Overview

Quantity:	50 µg
Target:	PDXDC1
Binding Specificity:	AA 1-788
Reactivity:	Human
Host:	Mouse
Clonality:	Polyclonal
Conjugate:	This PDXDC1 antibody is un-conjugated
Application:	Western Blotting (WB)

Product Details

Purpose:	Mouse polyclonal antibody raised against a full-length human KIAA0251 protein.
Immunogen:	KIAA0251 (AAH60871.1, 1 a.a. ~ 788 a.a) full-length human protein.
Sequence:	MDASLEKIAD PTLAEMGKNL KEAVKMLED S QRRTEEENGK KLISGDIPGP LQSGSQDMVS ILQLVQNL MH GDEDEEPQSP RIQNIGE QGH MALLGHSLGA YISTLDKEKL RKLTRILSD TTLWL CRIFR YENG CAYFHE EEREGLAKIC RLAIHSRYED FVVDGFNVLY NKKPVIYLSA AARPGLGQYL CNQLGLPFPC LCRVPCNTVF GSQHQMDVAF LEKLIKDDIE RGRLPLLLVA NAGTAAVGHT DKIGRLKELC EQYGIWLHVE GVNLATLALG YVSSSVLAAA KCDSMTMTPG PWLGLPAVPA VTLYKHDDPA LTLVAGLTSN KPTDKLRALP LWLSLQYLGL DGFVERIKHA CQLSQR LQES LKEVNYIKIL VEDELSSPVV VFRFFQELPG SDPVFKAVPV PNMTPSGVGR ERHSCDALNR WLGEQLKQLV PASGLTVMDL EAEGTCLRFS PLMTAAVLGT RGEDVDQLVA CIESKLPVLC CTLQLREEFK QEVEATAGLL YVDDPNWSGI GVVRYEHAND DKSSLKSDPE GENIHAGLLK KLNELESDLT FKIGPEYKSM KSCLYVGMAS DNVDAAELVE TIAATAREIE

## Product Details

---

ENSRLLENMT EVVRKGIQEA QVELQKASEE RLLEEGVLRQ IPVVGSVLNW FSPVQALQKG  
RTFNLTAGSL ESTEPIYVYK AQQAGVTLPP TPSGSRTKQR LPGQKPFKRS LRGSDALSET  
SSVSHIEDLE KVERLSSGPE QITLEASSTE GHPGAPSPQH TDQTEAFQKG VPHPEDDHSQ  
VEGPESLR

Cross-Reactivity: Human

Characteristics: Antibody reactive against mammalian transfected lysate.

## Target Details

---

Target: PDXDC1

Alternative Name: PDXDC1 ([PDXDC1 Products](#))

Background: Full Gene Name: pyridoxal-dependent decarboxylase domain containing 1  
Synonyms: KIAA0251,LP8165

Gene ID: 23042

NCBI Accession: [NM\\_015027](#)

## Application Details

---

Application Notes: Optimal working dilution should be determined by the investigator.

Restrictions: For Research Use only

## Handling

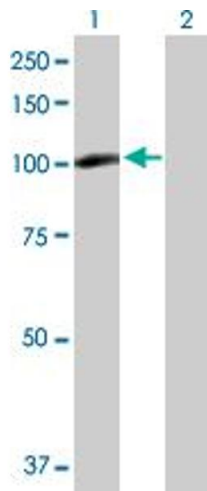
---

Buffer: In 1x PBS, pH 7.4

Handling Advice: Aliquot to avoid repeated freezing and thawing.

Storage: -20 °C

Storage Comment: Store at -20°C or lower. Aliquot to avoid repeated freezing and thawing.




#### Western Blotting

**Image 1.** Western Blot analysis of PDXDC1 expression in transfected 293T cell line by PDXDC1 MaxPab polyclonal antibody.

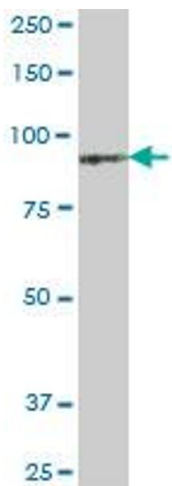
Lane1:KIAA0251 transfected lysate(86.68 KDa).

Lane2:Non-transfected lysate.



#### Western Blotting

**Image 2.** PDXDC1 MaxPab polyclonal antibody. Western Blot analysis of PDXDC1 expression in HeLa.



#### Western Blotting

**Image 3.** KIAA0251 MaxPab polyclonal antibody. Western Blot analysis of KIAA0251 expression in human placenta.