

Datasheet for ABIN525079

## anti-Mahogunin RING Finger Protein 1 antibody (AA 1-576)



[Go to Product page](#)

### 5 Images

#### Overview

Quantity:	100 µg
Target:	Mahogunin RING Finger Protein 1 (MGRN1)
Binding Specificity:	AA 1-576
Reactivity:	Human
Host:	Rabbit
Clonality:	Polyclonal
Conjugate:	This Mahogunin RING Finger Protein 1 antibody is un-conjugated
Application:	Western Blotting (WB)

#### Product Details

Purpose:	Rabbit polyclonal antibody raised against a full-length human MGRN1 protein.
Immunogen:	MGRN1 (NP_056061.1, 1 a.a. ~ 576 a.a) full-length human protein.
Sequence:	MGSILSRRIA GVEDIDIQAN SAYRYPPKSG NYFASHFFMG GEKFDTPHPE GYLFGENMDL NFLGSRPVQF PYVTPAPHEP VKTLRSLVNI RKDSLRLVRY KDDADSPTEG GDKPRVLYSL EFTFDADARV AITIYCQASE EFLNGRAVYS PKSPSLQSET VHYKRGVSQQ FSLPSFKIDF SEWKDDELNF DLDRGVFPVV IQAVVDEGDV VEVTHAHVL LAAFEKHMDG SFSVKPLKQK QIVDRVSYLL QEIYGIENKN NQETKPSDDE NSDNSNECVV CLSDLRDTLI LPCRHLCCLCT SCADTLRYQA NNCPICRLPF RALLQIRAVR KKP GALSPVS FSPVLAQSLE HDEHSCPFKK SKPHPASLAS KKP KRETNSD SVPPGYEPIS LLEALNGLRA VSPAIPSAPL YEEITYSGIS DGLSQASCPL AAIDHILDSS RQKGRPQSKA PDSTLRSPSS PIHEEDEEKL SEDVDAPPL GGAELALRES SSPESFITEE VDESSPQQG TRAASIENVL QDSSPEHCGR GPPADIYLPG RPTSMETAHG LATTSPWPP LGGPSPDPSA AELTPL

## Product Details

---

Cross-Reactivity:	Human, Mouse
Characteristics:	Antibody reactive against mammalian transfected lysate.

## Target Details

---

Target:	Mahogunin RING Finger Protein 1 (MGRN1)
Alternative Name:	MGRN1 ( <a href="#">MGRN1 Products</a> )
Background:	Full Gene Name: mahogunin, ring finger 1 Synonyms: KIAA0544,RNF156
Gene ID:	23295
NCBI Accession:	<a href="#">NM_015246</a>
Pathways:	<a href="#">Regulation of G-Protein Coupled Receptor Protein Signaling</a>

## Application Details

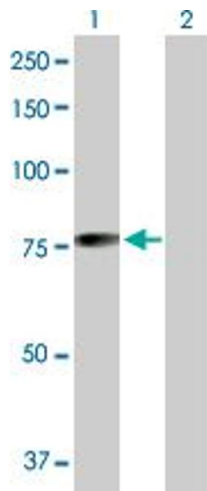
---

Application Notes:	Optimal working dilution should be determined by the investigator.
Restrictions:	For Research Use only

## Handling

---

Buffer:	In 1x PBS, pH 7.4
Handling Advice:	Aliquot to avoid repeated freezing and thawing.
Storage:	-20 °C
Storage Comment:	Store at -20°C or lower. Aliquot to avoid repeated freezing and thawing.




#### Western Blotting

**Image 1.** Western Blot analysis of MGRN1 expression in transfected 293T cell line by MGRN1 MaxPab polyclonal antibody.


Lane 1: MGRN1 transfected lysate(63.20 KDa).

Lane 2: Non-transfected lysate.



#### Western Blotting

**Image 2.** MGRN1 MaxPab rabbit polyclonal antibody. Western Blot analysis of MGRN1 expression in human kidney.



#### Western Blotting

**Image 3.** MGRN1 MaxPab rabbit polyclonal antibody. Western Blot analysis of MGRN1 expression in human stomach.

Please check the [product details page](#) for more images. Overall 5 images are available for ABIN525079.