



Datasheet for ABIN525384
anti-AIPL1 antibody (AA 1-384)



[Go to Product page](#)

5 Images

Overview

Quantity:	100 µg
Target:	AIPL1
Binding Specificity:	AA 1-384
Reactivity:	Human
Host:	Mouse
Clonality:	Monoclonal
Conjugate:	This AIPL1 antibody is un-conjugated
Application:	Western Blotting (WB), ELISA, Immunofluorescence (IF), Immunohistochemistry (Paraffin-embedded Sections) (IHC (p))

Product Details

Purpose:	Mouse monoclonal antibody raised against a full-length recombinant AIPL1.
Immunogen:	AIPL1 (AAH12055, 1 a.a. ~ 384 a.a) full-length recombinant protein with GST tag. MW of the GST tag alone is 26 KDa.
Sequence:	MDAALLLNVE GVKKTILHGG TGELPNFITG SRVIFHFRTM KCDEERTVID DSRQVGQPMH IIIGNMFKLE VWEILLTSMR VHEVAEFWCD TIHTGVYPIL SRSLRQMAQG KDPTTEWHVHT CGLANMFAYH TLGYEDLDEL QKEPQPLVFV IELLQVDAPS DYQRETWNLS NHEKMKAVPV LHGEGNRLF LGRYEEASSK YQEAIICLRN LQTKEKPWEV QWLKLEKMIN TLILNYCQCL LKKEEYEV L EHTSDILRHH PGIVKAYYVR ARAHAEVWNE AEA KADLQKV LELEPSMQKA VRRELRLLEN RMAEKQEEER LRCRNMLSQG ATQPPAEPPT EPPAQSSSTEP PAEPPTAPSA ELSAGPPAEP ATEPPPSPGH SLQH

Product Details

Clone:	1E1
Isotype:	IgG2a
Cross-Reactivity:	Human
Characteristics:	Antibody Reactive Against Recombinant Protein.

Target Details

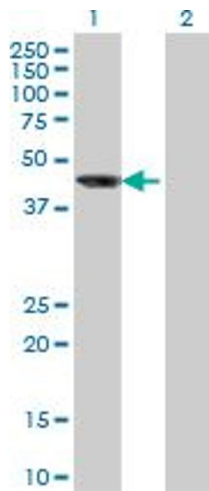
Target:	AIPL1
Alternative Name:	AIPL1 (AIPL1 Products)
Background:	Full Gene Name: aryl hydrocarbon receptor interacting protein-like 1 Synonyms: AIPL2,LCA4
Gene ID:	23746

Application Details

Application Notes:	Optimal working dilution should be determined by the investigator.
Restrictions:	For Research Use only

Handling

Buffer:	In 1x PBS, pH 7.4
Handling Advice:	Aliquot to avoid repeated freezing and thawing.
Storage:	-20 °C
Storage Comment:	Store at -20°C or lower. Aliquot to avoid repeated freezing and thawing.

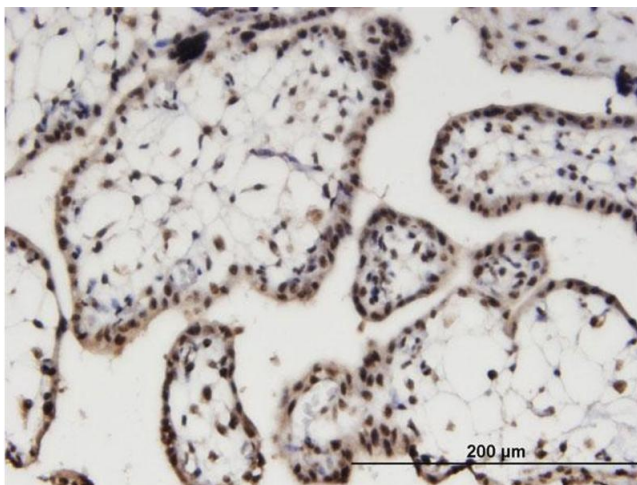


Western Blotting

Image 1. Western Blot analysis of AIPL1 expression in transfected 293T cell line by AIPL1 monoclonal antibody (M04), clone 1E1.

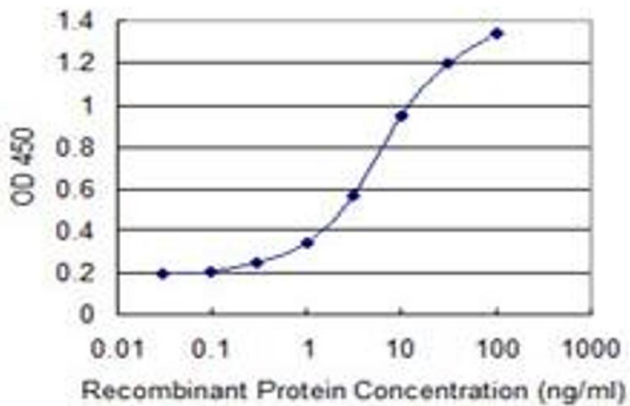
Lane 1: AIPL1 transfected lysate(43.9 KDa).

Lane 2: Non-transfected lysate.



Immunostaining

Image 2. Immunoperoxidase of monoclonal antibody to AIPL1 on formalin-fixed paraffin-embedded human placenta. [antibody concentration 3 ug/ml]



ELISA

Image 3. Detection limit for recombinant GST tagged AIPL1 is 0.1 ng/ml as a capture antibody.

Please check the [product details page](#) for more images. Overall 5 images are available for ABIN525384.