

Datasheet for ABIN525424
anti-FBX07 antibody (AA 1-522)



[Go to Product page](#)

4 Images

1 Publication

Overview

Quantity:	50 µg
Target:	FBX07
Binding Specificity:	AA 1-522
Reactivity:	Human
Host:	Mouse
Clonality:	Polyclonal
Conjugate:	This FBX07 antibody is un-conjugated
Application:	Western Blotting (WB), Immunofluorescence (IF), Immunohistochemistry (Paraffin-embedded Sections) (IHC (p))

Product Details

Purpose:	Mouse polyclonal antibody raised against a full-length human FBX07 protein.
Immunogen:	FBX07 (AAH08361.1, 1 a.a. ~ 522 a.a) full-length human protein.
Sequence:	MRLRVLLKR TWPLEVPETE PTLGHLRSHL RQSLCTWGY SSNTRFTITL NYKDPLTGDE ETLASYGIVS GDLICLILQD DIPAPNIPSS TDSEHSSLQN NEQPSLATSS NQTSIQDEQP SDSFQGQAAQ SGVWNDDSMML GPSQNFEAES IQDNAHMAEG TGFYPSEPML CSESVEGQVP HSLETLYQSA DCSDANDALI VLIHLLMLES GYIPQGTEAK ALSMPEKWKL SGVYKLQYMH PLCEGSSATL TCVPLGNLIV VNATLKINNE IRSVKRLQLL PESFICKEKL GENVANIYKD LQKLSRLFKD QLVYPLLAFT RQALNLPDVF GLVVLPLELK LRIFRLLDVR SVLSLSAVCR DLFTASNDPL LWRFLYLRFD RDNTVRVQDT DWKELYRKRH IQRKESPKGR FVMLLPSSTH TIPFYPNPLH PRFPSSRLP PGIIGGEYDQ RPTLPYVGDP ISSLIPGPGE TPSQFPPLRP RFDVPGPLPG PNPILPGRGG PNDRFPPRPS RGRPTDGRLS FM

Product Details

Cross-Reactivity:	Human
Characteristics:	Antibody reactive against mammalian transfected lysate.

Target Details

Target:	FBX07
Alternative Name:	FBX07 (FBX07 Products)
Background:	Full Gene Name: F-box protein 7 Synonyms: DKFZp686B08113,FBX,FBX07,FBX7,PARK15,PKPS
Gene ID:	25793

Application Details

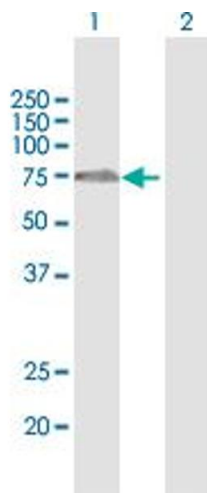
Application Notes:	Optimal working dilution should be determined by the investigator.
Restrictions:	For Research Use only

Handling

Buffer:	In 1x PBS, pH 7.4
Handling Advice:	Aliquot to avoid repeated freezing and thawing.
Storage:	-20 °C
Storage Comment:	Store at -20°C or lower. Aliquot to avoid repeated freezing and thawing.

Publications

Product cited in:	Chen, Chen, Huang, Juan, Chen, Chen, Lin, Lee, Lee, Lee-Chen, Lai, Wu: "FBX07 Y52C polymorphism as a potential protective factor in Parkinson's disease." in: PLoS ONE , Vol. 9, Issue 7, pp. e101392, (2014) (PubMed).
-------------------	--




Western Blotting

Image 1. Western Blot analysis of FBXO7 expression in transfected 293T cell line by FBXO7 MaxPab polyclonal antibody.

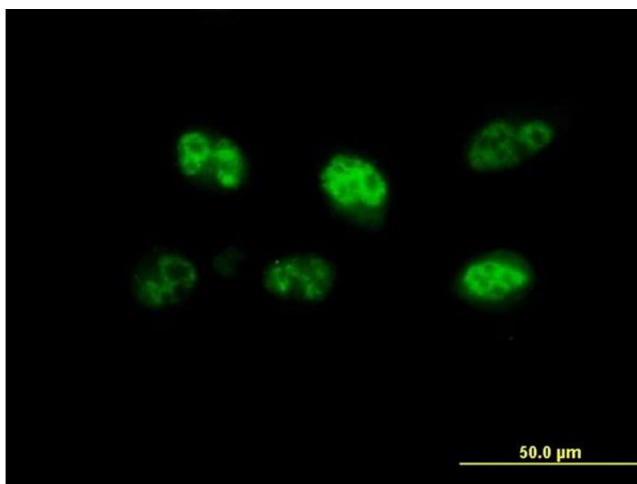
Lane 1: FBXO7 transfected lysate(57.42 KDa).

Lane 2: Non-transfected lysate.



Western Blotting

Image 2. FBXO7 MaxPab polyclonal antibody. Western Blot analysis of FBXO7 expression in human placenta.



Immunofluorescence

Image 3. Immunofluorescence of purified MaxPab antibody to FBXO7 on HeLa cell. [antibody concentration 10 ug/ml]

Please check the [product details page](#) for more images. Overall 4 images are available for ABIN525424.