



[Go to Product page](#)

Datasheet for ABIN525732

anti-HEYL antibody (AA 221-327)

6 Images

1 Publication

Overview

Quantity:	100 µg
Target:	HEYL
Binding Specificity:	AA 221-327
Reactivity:	Human
Host:	Mouse
Clonality:	Monoclonal
Conjugate:	This HEYL antibody is un-conjugated
Application:	Western Blotting (WB), ELISA, Immunofluorescence (IF), Immunohistochemistry (Paraffin-embedded Sections) (IHC (p))

Product Details

Purpose:	Mouse monoclonal antibody raised against a partial recombinant HEYL.
Immunogen:	HEYL (NP_055386, 221 a.a. ~ 327 a.a) partial recombinant protein with GST tag. MW of the GST tag alone is 26 KDa.
Sequence:	PLRRATGIIL PARRNVLPSSR GASSTRRARP LERPATPVPV APSSRAARSS HIAPLLQSSS PTPPGPTGSA AYWAVPTPNS SSPGPAGRPA GAMLYHSWVS EITEIGA
Clone:	1F6
Isotype:	IgG
Cross-Reactivity:	Human
Characteristics:	Antibody Reactive Against Recombinant Protein.

Target Details

Target:	HEYL
Alternative Name:	HEYL (HEYL Products)
Background:	Full Gene Name: hairy/enhancer-of-split related with YRPW motif-like Synonyms: HRT3,MGC12623,bHLHb33
Gene ID:	26508
NCBI Accession:	NM_014571
Pathways:	Intracellular Steroid Hormone Receptor Signaling Pathway , Regulation of Intracellular Steroid Hormone Receptor Signaling

Application Details

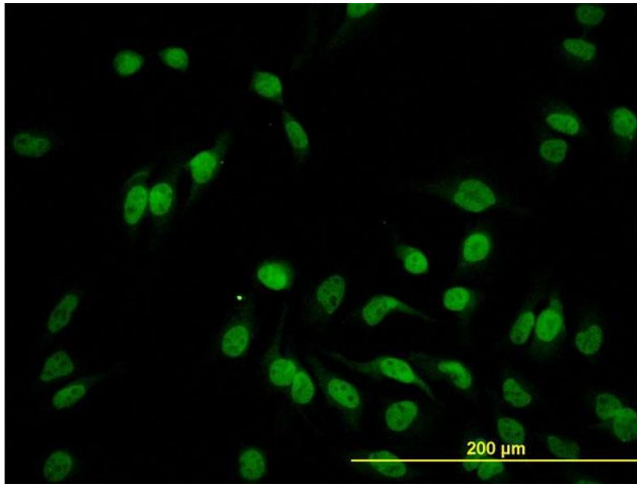
Application Notes:	Optimal working dilution should be determined by the investigator.
Restrictions:	For Research Use only

Handling

Buffer:	In 1x PBS, pH 7.4
Handling Advice:	Aliquot to avoid repeated freezing and thawing.
Storage:	-20 °C
Storage Comment:	Store at -20°C or lower. Aliquot to avoid repeated freezing and thawing.

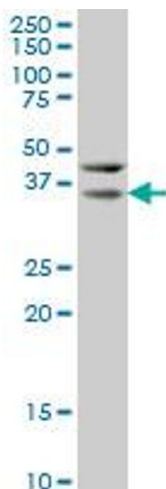
Publications

Product cited in:	Lavery, Villaronga, Walker, Patel, Belandia, Bevan: "Repression of androgen receptor activity by HEYL, a third member of the Hairy/Enhancer-of-split-related family of Notch effectors." in: The Journal of biological chemistry , Vol. 286, Issue 20, pp. 17796-808, (2011) (PubMed).
-------------------	---



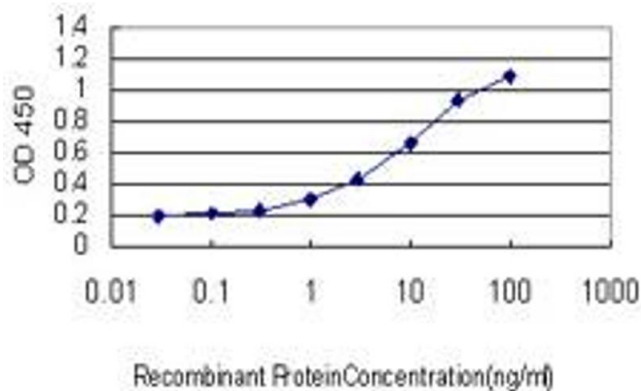
Immunofluorescence

Image 1. Immunofluorescence of monoclonal antibody to HEYL on HeLa cell. [antibody concentration 10 ug/ml]



Western Blotting

Image 2. HEYL monoclonal antibody (M07), clone 1F6 Western Blot analysis of HEYL expression in HeLa .



ELISA

Image 3. Detection limit for recombinant GST tagged HEYL is approximately 1ng/ml as a capture antibody.

Please check the [product details page](#) for more images. Overall 6 images are available for ABIN525732.