Datasheet for ABIN525825

anti-DAPP1 antibody (AA 1-280)

3 Images

Go to Product page

Overview

Quantity:	100 µg
Target:	DAPP1
Binding Specificity:	AA 1-280
Reactivity:	Human
Host:	Mouse
Clonality:	Monoclonal
Conjugate:	This DAPP1 antibody is un-conjugated
Application:	Western Blotting (WB), ELISA

Product Details

Purpose:	Mouse monoclonal antibody raised against a full-length recombinant DAPP1.
Immunogen:	DAPP1 (AAH12924, 1 a.a. ~ 280 a.a) full-length recombinant protein with GST tag. MW of the GST tag alone is 26 KDa.
Sequence:	MGRAELLEGK MSTQDPSDLW SRSDGEAELL QDLGWYHGNL TRHAAEALLL SNGCDGSYLL RDSNETTGLY SLSVRAKDSV KHFHVEYTGY SFKFGFNEFS SLKDFVKHFA NQPLIGSETG TLMVLKHPYP RKVEEPSIYE SVRVHTAMQT GRTEDDLVPT APSLGTKEGY LTKQGGLVKT WKTRWFTLHR NELKYFKDQM SPEPIRILDL TECSAVQFDY SQERVNCFCL VFPFRTFYLC AKTGVEADEW IKILRWKLSQ IRKQLNQGEG TIRSRSFIFK
Clone:	1E1
Isotype:	IgG2a
Cross-Reactivity:	Human

 Copyright antibodies-online. All rights reserved.

Product Details

Characteristics:	Antibody Reactive Against Recombinant Protein.

Target Details

Target:	DAPP1
Alternative Name:	DAPP1 (DAPP1 Products)
Background:	Full Gene Name: dual adaptor of phosphotyrosine and 3-phosphoinositides Synonyms: BAM32,DKFZp667E0716
Gene ID:	27071
Pathways:	BCR Signaling

Application Details

Application Notes:	Optimal working dilution should be determined by the investigator.
Restrictions:	For Research Use only

Handling

Buffer:	In 1x PBS, pH 7.4
Handling Advice:	Aliquot to avoid repeated freezing and thawing.
Storage:	-20 °C
Storage Comment:	Store at -20°C or lower. Aliquot to avoid repeated freezing and thawing.

Images

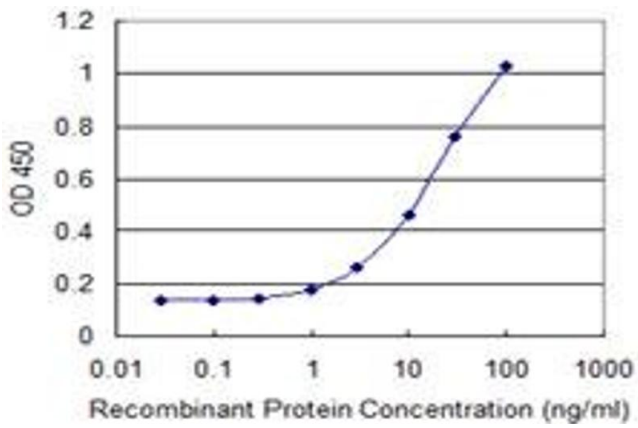

ELISA

Image 1. Detection limit for recombinant GST tagged DAPP1 is 0.3 ng/ml as a capture antibody.

Copyright antibodies-online. All rights reserved.

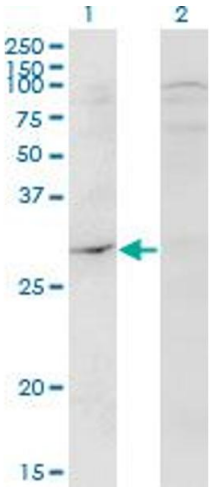

Western Blotting

Image 2. Western Blot analysis of DAPP1 expression in transfected 293T cell line by DAPP1 monoclonal antibody (M04), clone 1E1.

Lane 1: DAPP1 transfected lysate (Predicted MW: 32.2 KDa).
Lane 2: Non-transfected lysate.

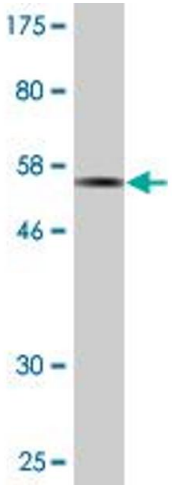

Western Blotting

Image 3. Western Blot detection against Immunogen (56.32 KDa) .

Copyright antibodies-online. All rights reserved.