



[Go to Product page](#)

Datasheet for ABIN525898
anti-TUBGCP4 antibody (AA 1-666)

4 Images

Overview

| | |
|----------------------|--|
| Quantity: | 50 µg |
| Target: | TUBGCP4 |
| Binding Specificity: | AA 1-666 |
| Reactivity: | Human |
| Host: | Mouse |
| Clonality: | Polyclonal |
| Conjugate: | This TUBGCP4 antibody is un-conjugated |
| Application: | Western Blotting (WB) |

Product Details

| | |
|------------|--|
| Purpose: | Mouse polyclonal antibody raised against a full-length human TUBGCP4 protein. |
| Immunogen: | TUBGCP4 (NP_055259.2, 1 a.a. ~ 666 a.a) full-length human protein. |
| Sequence: | MIHELLLALS GYPGSIFTWN KRSLQVSQD FPFLHPSETS VLNRLCRLGT DYIRFTEFIE QYTGHVQQQD HHPSQQGQGG LHGIYLR AFC TGLDSVLQPY RQALLDLEQE FLGDPHLSIS HVNYFLDQFQ LLFPSVMVVV EQIKSQKIHG CQILETVYKH SCGGLPPVRS ALEKILAVCH GVMYKQLSAW MLHGLLLDQH EEFKIQGSPS SGNVSAQPEE DEEDLGIGGL TGKQLRELQD LRLIEENML APSLKQFSLR VEILPSYIPV RVAEKILFVG ESVQMFENQN VNLTRKGSIL KNQEDTFAAE LHRLKQQPLF SLVDFEQVVD RIRSTVAEHL WKLMVEESDL LGQLKIIKDF YLLGRGELFQ AFIDTAQHML KTPPTAVTEH DVNNAFQQA HKVLLDDDNL LPLLHLTIEY HGKEHKDATQ AREGPSRETS PREAPASGWA ALGLSYKVQW PLHILFTP AV LEKYNVVFYKY LLSVRRVQAE LQHCWALQMQ RKHLKSNQTD AIKWRLRNHM AFLVDNLQYY LQVDVLESQF SQLLHQINST RDFESIRLAH DHFLSNLLAQ SFILLKPVFH CLNEILDLC H SFCSLVSNL |

Product Details

GPLDREGAAQ LSILVKGFSR QSSLLFKILS SVRNHQINSD LAQLLLRLDY NKYYTQAGGT LGSFGM

Cross-Reactivity: Human, Mouse

Characteristics: Antibody reactive against mammalian transfected lysate.

Target Details

Target: TUBGCP4

Alternative Name: TUBGCP4 ([TUBGCP4 Products](#))

Background: Full Gene Name: tubulin, gamma complex associated protein 4
Synonyms: 76P,FLJ14797,GCP4

Gene ID: 27229

NCBI Accession: [NM_014444](#)

Pathways: [M Phase](#)

Application Details

Application Notes: Optimal working dilution should be determined by the investigator.

Restrictions: For Research Use only


Handling

Buffer: In 1x PBS, pH 7.4

Handling Advice: Aliquot to avoid repeated freezing and thawing.

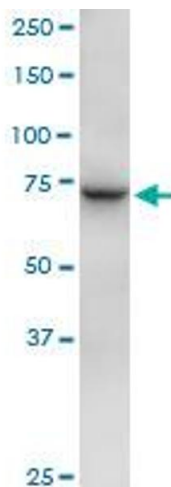
Storage: -20 °C

Storage Comment: Store at -20°C or lower. Aliquot to avoid repeated freezing and thawing.




Western Blotting

Image 1. TUBGCP4 MaxPab polyclonal antibody. Western Blot analysis of TUBGCP4 expression in HeLa S3 NE.



Western Blotting

Image 2. TUBGCP4 MaxPab polyclonal antibody. Western Blot analysis of TUBGCP4 expression in K-562.



Western Blotting

Image 3. TUBGCP4 MaxPab polyclonal antibody. Western Blot analysis of TUBGCP4 expression in Raw 264.7.

Please check the [product details page](#) for more images. Overall 4 images are available for ABIN525898.