Datasheet for ABIN526239

anti-SLC40A1 antibody (AA 1-571)

4 Images

Go to Product page

Overview

Quantity:	100 µg
Target:	SLC40A1
Binding Specificity:	AA 1-571
Reactivity:	Human
Host:	Rabbit
Clonality:	Polyclonal
Conjugate:	This SLC40A1 antibody is un-conjugated
Application:	Western Blotting (WB)

Product Details

Purpose:	Rabbit polyclonal antibody raised against a full-length human SLC40A1 protein.
Immunogen:	SLC40A1 (NP_055400.1, 1 a.a. ~ 571 a.a) full-length human protein.
Sequence:	MTRAGDHNRQ RGCCGSLADY LTSAKFLLYL GHSLSTWGDR MWHFAVSVFL VELYGNSLLL TAVYGLVVAG SVLVLGAIIG DWVDKNARLK VAQTSLVVQN VSVILCGIIL MMVFLHKHEL LTMYHGWVLT SCYILIITIA NIANLASTAT AITIQRDWIV VVAGEDRSKL ANMNATIRRI DQLTNILAPM AVGQIMTFGS PVIGCGFISG WNLVSMCVEY VLLWKVYQKT PALAVKAGLK EEETELKQLN LHKDTEPKPL EGTHLMGVKD SNIHELEHEQ EPTCASQMAE PFRTFRDGWV SYYNQPVFLA GMGLAFLYMT VLGFDCITTG YAYTQGLSGS ILSILMGASA ITGIMGTVAF TWLRRKCGLV RTGLISGLAQ LSCLILCVIS VFMPGSPLDL SVSPFEDIRS RFIQGESITP TKIPEITTEI YMSNGSNSAN IVPETSPESV PIISVSLLFA GVIAARIGLW SFDLTVTQLL QENVIESERG IINGVQNSMN YLLDLLHFIM VILAPNPEAF GLLVLISVSF VAMGHIMYFR FAQNTLGNKL FACGPDAKEV RKENQANTSV V

 Copyright antibodies-online. All rights reserved.

Product Details

Cross-Reactivity:	Human
Characteristics:	Antibody reactive against mammalian transfected lysate.

Target Details

Target:	SLC40A1
Alternative Name:	SLC40A1 (SLC40A1 Products)
Background:	Full Gene Name: solute carrier family 40 (iron-regulated transporter), member 1 Synonyms: FPN1,HFE4,IREG1,MST079,MSTP079,MTP1,SLC11A3
Gene ID:	30061
NCBI Accession:	NM_014585
Pathways:	Transition Metal Ion Homeostasis

Application Details

Application Notes:	Optimal working dilution should be determined by the investigator.
Restrictions:	For Research Use only

Handling

Buffer:	In 1x PBS, pH 7.4
Handling Advice:	Aliquot to avoid repeated freezing and thawing.
Storage:	-20 °C
Storage Comment:	Store at -20°C or lower. Aliquot to avoid repeated freezing and thawing.

Copyright antibodies-online. All rights reserved.



Western Blotting

Image 1. SLC40A1 MaxPab rabbit polyclonal antibody. Western Blot analysis of SLC40A1 expression in A-431.



Western Blotting

Image 2. SLC40A1 MaxPab rabbit polyclonal antibody. Western Blot analysis of SLC40A1 expression in human liver.

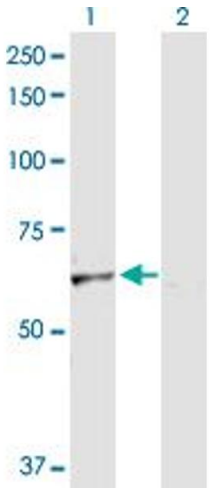

Western Blotting

Image 3. Western Blot analysis of SLC40A1 expression in transfected 293T cell line by SLC40A1 MaxPab polyclonal antibody.

Lane 1: SLC40A1 transfected lysate(62.50 KDa).

Lane 2: Non-transfected lysate.

Please check the product details page for more images. Overall 4 images are available for ABIN526239.