



[Go to Product page](#)

Datasheet for ABIN526441  
**anti-TNNI3K antibody (AA 1-843)**

4 Images

Overview

Quantity:	100 µg
Target:	TNNI3K
Binding Specificity:	AA 1-843
Reactivity:	Human
Host:	Rabbit
Clonality:	Polyclonal
Conjugate:	This TNNI3K antibody is un-conjugated
Application:	Western Blotting (WB), Immunofluorescence (IF)

Product Details

Purpose:	Rabbit polyclonal antibody raised against a full-length human TNNI3K protein.
Immunogen:	TNNI3K (AAH32865.1, 1 a.a. ~ 843 a.a) full-length human protein.
Sequence:	MAAARDPPEV SLREATQRKL RRFSELRGKL VARGEFDIV AITAADEKQE LAYNQQLSEK LKRKELPLGV QYHVFVDPAG AKIGNGGSTL CALQCLEKLY GDKWNSFTIL LIHSDEWKKK VSESYVITIE RLEDDLQIKE KELTELRNIF GSDEAFSKVN LNYRTENGLS LLHLCCICGG KKSHIRTLML KGLRPSRLTR NGFTALHLAV YKDNAELITS LLHSGADVQQ VGYGGLTALH IATIAGHLEA ADVLLQHGAN VNIQDAVFFT PLHIAAYYGH EQVTRLLKLF GADVNVSGEV GDRPLHLASA KGFLNIAKLL MEEGSKADVN AQDNEDHVPL HFCSRFGHHD IVKYLLQSDL EVQPHVVNIY GDTPLHLACY NGKFEVAKEI IQISGTESLT KENIFSETAF HSACTYGKSI DLVKFLLDQN VININHQGRD GHTGLHSACY HGHIRLVQFL LDNGADMNLV ACDPSRSSGE KDEQTCLMWA YEKGHDAIVT LLKHYKRPQD ELPCNEYSQP GGDGSYVSVS SPLGKIKSMT KEKADILLR AGLPSHFHLQ LSEIEFHEII GSGSFGKVYK GRCRNKIVAI KRYRANTYCS

## Product Details

---

KSDVDMFCRE VSILCQLNHP CVIQFVGACL NDPSQFAIVT QYISGGSLFS LLHEQKRILD  
LQSKLIIAVD VAKGMEYLHN LTQPIHRDL NSHNILLYED GHAVVADFGS SRFLQSLDED  
NMTKQPGNLL WMAPEVFTQC TRYTIKADV F SYALCLWEIL TGEIPFAHLK PAAAAADMAY  
HHIRPPIGYS IPKPISSLLI RGWNACPEAK SRPSHYPVSS VYTETLKKKN EDRFGMWIEY LRR

Cross-Reactivity: Human, Mouse

Characteristics: Antibody reactive against mammalian transfected lysate.

## Target Details

---

Target: TNNI3K

Alternative Name: TNNI3K ([TNNI3K Products](#))

Background: Full Gene Name: TNNI3 interacting kinase  
Synonyms: CARK,MGC142099,MGC33828

Gene ID: 51086

## Application Details

---

Application Notes: Optimal working dilution should be determined by the investigator.

Restrictions: For Research Use only

## Handling


---

Buffer: In 1x PBS, pH 7.4

Handling Advice: Aliquot to avoid repeated freezing and thawing.

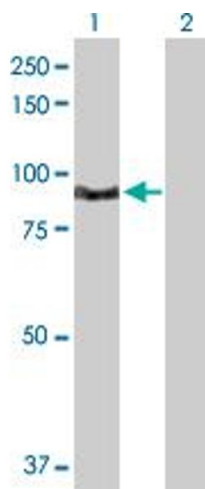
Storage: -20 °C

Storage Comment: Store at -20°C or lower. Aliquot to avoid repeated freezing and thawing.



#### Western Blotting

**Image 1.** TNNI3K MaxPab rabbit polyclonal antibody. Western Blot analysis of TNNI3K expression in mouse testis.




#### Western Blotting

**Image 2.** Western Blot analysis of TNNI3K expression in transfected 293T cell line by TNNI3K MaxPab polyclonal antibody.

Lane 1: TNNI3K transfected lysate(94.50 KDa).

Lane 2: Non-transfected lysate.



#### Western Blotting

**Image 3.** TNNI3K MaxPab rabbit polyclonal antibody. Western Blot analysis of TNNI3K expression in A-431.

Please check the [product details page](#) for more images. Overall 4 images are available for ABIN526441.