



[Go to Product page](#)

Datasheet for ABIN526470  
**anti-UTP11L antibody (AA 1-253)**

3 Images

Overview

Quantity:	50 µg
Target:	UTP11L
Binding Specificity:	AA 1-253
Reactivity:	Human
Host:	Mouse
Clonality:	Polyclonal
Conjugate:	This UTP11L antibody is un-conjugated
Application:	Western Blotting (WB), Immunofluorescence (IF)

Product Details

Purpose:	Mouse polyclonal antibody raised against a full-length human UTP11L protein.
Immunogen:	UTP11L (AAH05182.1, 1 a.a. ~ 253 a.a) full-length human protein.
Sequence:	MAAAFRKAAK SRQREHRERS QPGFRKHLGL LEKKKDYKLR ADDYRKKQEY LKALRKKALE KNPDEFYKYM TRVKLQDGVH IIKETKEEVT PEQLKLMRTQ DVKYIEMKRV AEAKKIERLK SELHLLDFQG KQQNKHVFFF DTKKEVEQFD VATHLQTAPE LVDRVFNRPR IETLQKEKVK GVTNQTGLKR IAKERQKQYN CLTQRIEREK KLFVIAQKIQ TRKDLMDKTQ KVKVKKETVN SPAIFYKFSR RKR
Cross-Reactivity:	Human
Characteristics:	Antibody reactive against mammalian transfected lysate.

## Target Details

Target:	UTP11L
Alternative Name:	UTP11L ( <a href="#">UTP11L Products</a> )
Background:	Full Gene Name: UTP11-like, U3 small nucleolar ribonucleoprotein, (yeast) Synonyms: CGI-94,CGI94
Gene ID:	51118
Pathways:	<a href="#">Neurotrophin Signaling Pathway</a> , <a href="#">Positive Regulation of Endopeptidase Activity</a>

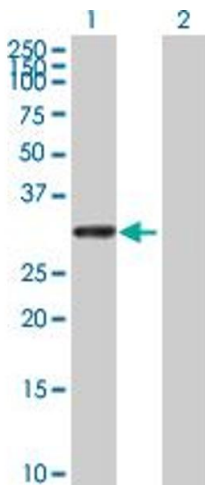
## Application Details

Application Notes:	Optimal working dilution should be determined by the investigator.
Restrictions:	For Research Use only

## Handling

Buffer:	In 1x PBS, pH 7.4
Handling Advice:	Aliquot to avoid repeated freezing and thawing.
Storage:	-20 °C
Storage Comment:	Store at -20°C or lower. Aliquot to avoid repeated freezing and thawing.

## Images

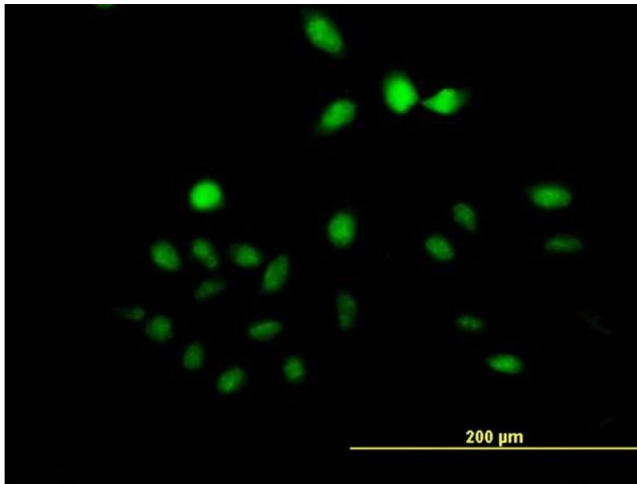


### Western Blotting

**Image 1.** Western Blot analysis of UTP11L expression in transfected 293T cell line by UTP11L MaxPab polyclonal antibody.

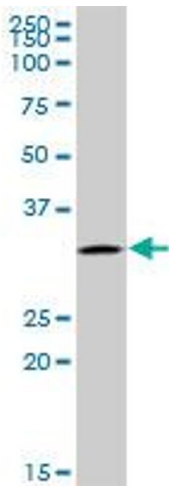
Lane 1: UTP11L transfected lysate(27.83 KDa).

Lane 2: Non-transfected lysate.



### Immunofluorescence

**Image 2.** Immunofluorescence of purified MaxPab antibody to UTP11L on HeLa cell. [antibody concentration 10 ug/ml]



### Western Blotting

**Image 3.** UTP11L MaxPab polyclonal antibody. Western Blot analysis of UTP11L expression in 293.