



[Go to Product page](#)

Datasheet for ABIN526474

anti-TRIM17 / RNF16 antibody (AA 75-184)

3 Images

Overview

Quantity:	100 µg
Target:	TRIM17 / RNF16 (TRIM17)
Binding Specificity:	AA 75-184
Reactivity:	Human
Host:	Mouse
Clonality:	Monoclonal
Conjugate:	This TRIM17 / RNF16 antibody is un-conjugated
Application:	Western Blotting (WB), ELISA, Immunofluorescence (IF)

Product Details

Purpose:	Mouse monoclonal antibody raised against a partial recombinant TRIM17.
Immunogen:	TRIM17 (NP_057186.1, 75 a.a. ~ 184 a.a) partial recombinant protein with GST tag. MW of the GST tag alone is 26 KDa.
Sequence:	LPNRLTKVA EMAQQHPGLQ KQDLCQEHHE PLKLCQKQDQ SPICVVCRES REHRLHRVLP AEEAVQGYKL KLEEDMEYLR EQITRTGNLQ AREEQSLAEW QGKVKERRER
Clone:	2E11
Isotype:	IgG2a
Cross-Reactivity:	Human
Characteristics:	Antibody Reactive Against Recombinant Protein.

Target Details

Target:	TRIM17 / RNF16 (TRIM17)
Alternative Name:	TRIM17 (TRIM17 Products)
Background:	Full Gene Name: tripartite motif-containing 17 Synonyms: RBCC,RNF16,terf
Gene ID:	51127
NCBI Accession:	NM_016102

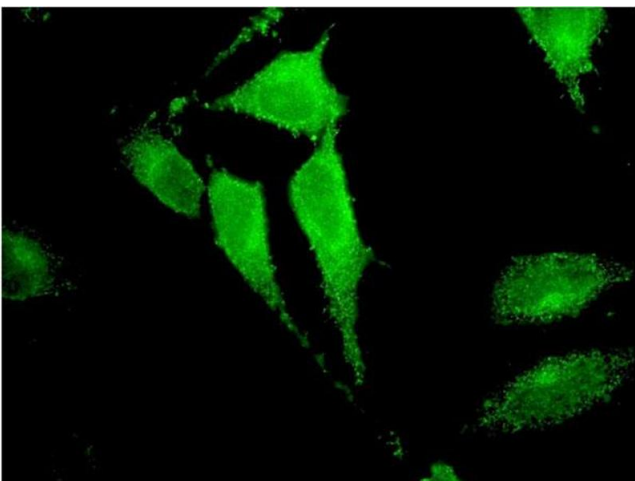
Application Details

Application Notes:	Optimal working dilution should be determined by the investigator.
Restrictions:	For Research Use only

Handling

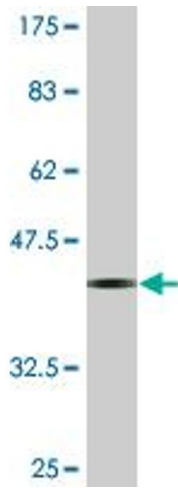
Buffer:	In 1x PBS, pH 7.4
Handling Advice:	Aliquot to avoid repeated freezing and thawing.
Storage:	-20 °C
Storage Comment:	Store at -20°C or lower. Aliquot to avoid repeated freezing and thawing.

Images



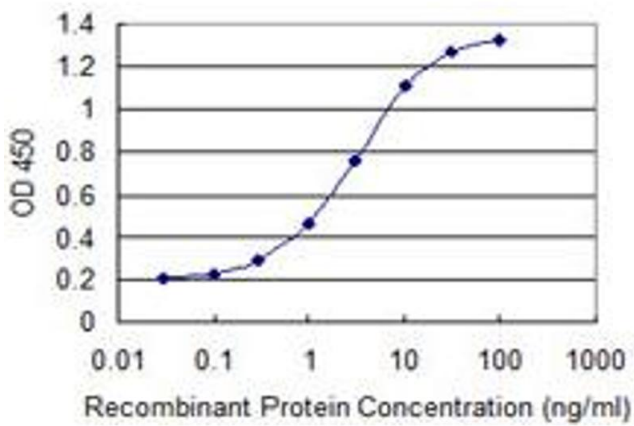
Immunofluorescence

Image 1. Immunofluorescence of monoclonal antibody to TRIM17 on HeLa cell. [antibody concentration 10 ug/ml]



Western Blotting

Image 2. Western Blot detection against Immunogen (37.84 KDa).



ELISA

Image 3. Detection limit for recombinant GST tagged TRIM17 is 0.03 ng/ml as a capture antibody.