



[Go to Product page](#)

Datasheet for ABIN526498  
**anti-ING4 antibody (AA 1-249)**

5 Images

Overview

|                      |  |
|----------------------|--|
| Quantity:            | 100 µL   |
| Target:              | ING4   |
| Binding Specificity: | AA 1-249   |
| Reactivity:          | Human  |
| Host:                | Rabbit   |
| Clonality:           | Polyclonal   |
| Conjugate:           | This ING4 antibody is un-conjugated                                      |
| Application:         | Western Blotting (WB), Immunoprecipitation (IP), Immunofluorescence (IF) |

Product Details

|                   |  |
|-------------------|--|
| Purpose:          | Rabbit polyclonal antibody raised against a full-length human ING4 protein.  |
| Immunogen:        | ING4 (AAH07781.1, 1 a.a. ~ 249 a.a) full-length human protein.   |
| Sequence:         | MAAGMYLEHY LDSIENLPFE LQRNFQLMRD LDQRTEDLKA EIDKLATEYM SSARSLSSEE<br>KLALLKQIQE AYGKCKEFGD DKVQLAMQTY EMVDKHIRRL DTDLARFEAD LKEKQIESSD<br>YDSSSSKGKK KGRTQKEKKA ARARSKGKNS DEEAPKTAQK KLKLVRTSPE YGMPSVTFGS<br>VHPSDVLDM P VDPNEPTYCL CHQVSYGEMI GCDNPDCSIE WFHFACVGLT TKPRGKWFCP<br>RCSQERKKK |
| Cross-Reactivity: | Human, Mouse   |
| Characteristics:  | Antibody reactive against mammalian transfected lysate.  |

## Target Details

|                   |  |
|-------------------|--|
| Target:           | ING4   |
| Alternative Name: | ING4 ( <a href="#">ING4 Products</a> )   |
| Background:       | Full Gene Name: inhibitor of growth family, member 4<br>Synonyms: MGC12557,my036,p29ING4 |
| Gene ID:          | 51147  |

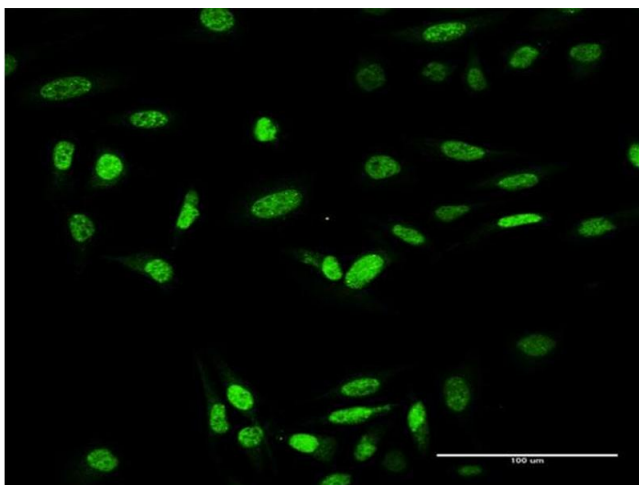
## Application Details

|                    |  |
|--------------------|--|
| Application Notes: | Optimal working dilution should be determined by the investigator. |
| Restrictions:      | For Research Use only  |

## Handling

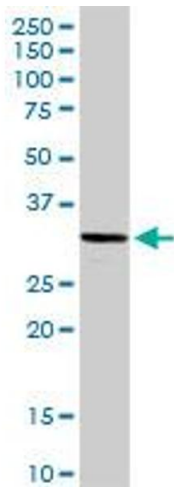
|                  |  |
|------------------|--|
| Format:          | Liquid   |
| Buffer:          | No additive  |
| Preservative:    | Without preservative   |
| Handling Advice: | Aliquot to avoid repeated freezing and thawing.                          |
| Storage:         | -20 °C   |
| Storage Comment: | Store at -20°C or lower. Aliquot to avoid repeated freezing and thawing. |

## Images



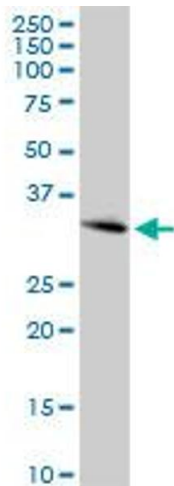
### Immunofluorescence

**Image 1.** Immunofluorescence of purified MaxPab antibody to ING4 on HeLa cell. [antibody concentration 20 ug/ml]



#### Western Blotting

**Image 2.** ING4 MaxPab rabbit polyclonal antibody. Western Blot analysis of ING4 expression in human liver.



#### Western Blotting

**Image 3.** ING4 MaxPab rabbit polyclonal antibody. Western Blot analysis of ING4 expression in mouse kidney.

Please check the [product details page](#) for more images. Overall 5 images are available for ABIN526498.