

Datasheet for ABIN526717
anti-SCARA3 antibody (AA 316-415)



[Go to Product page](#)

5 Images

Overview

Quantity:	100 µg
Target:	SCARA3
Binding Specificity:	AA 316-415
Reactivity:	Human
Host:	Mouse
Clonality:	Monoclonal
Conjugate:	This SCARA3 antibody is un-conjugated
Application:	ELISA, Western Blotting (WB)

Product Details

Purpose:	Mouse monoclonal antibody raised against a partial recombinant SCARA3.
Immunogen:	SCARA3 (NP_057324, 316 a.a. ~ 415 a.a) partial recombinant protein with GST tag. MW of the GST tag alone is 26 KDa.
Sequence:	SFLDDHEENM HDLQYHTHYA QNRTVERFES LEGRMASHEI EIGTIFTNIN ATDNHVSML KYLDDVRLSC TLGFHTHAE E LYYLNKSVSI MLGTTDLLRE
Clone:	3A2
Isotype:	IgG2a
Cross-Reactivity:	Human, Mouse, Rat
Characteristics:	Antibody Reactive Against Recombinant Protein.

Target Details

Target:	SCARA3
Alternative Name:	SCARA3 (SCARA3 Products)
Background:	Full Gene Name: scavenger receptor class A, member 3 Synonyms: APC7,CSR,CSR1,MSLR1,MSRL1
Gene ID:	51435
NCBI Accession:	NM_016240

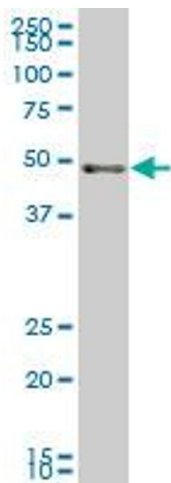
Application Details

Application Notes:	Optimal working dilution should be determined by the investigator.
Restrictions:	For Research Use only

Handling

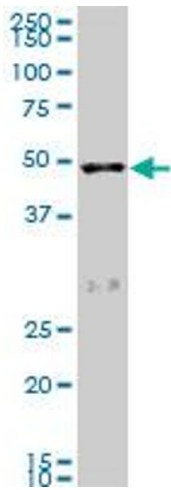
Buffer:	In 1x PBS, pH 7.4
Handling Advice:	Aliquot to avoid repeated freezing and thawing.
Storage:	-20 °C
Storage Comment:	Store at -20°C or lower. Aliquot to avoid repeated freezing and thawing.

Images



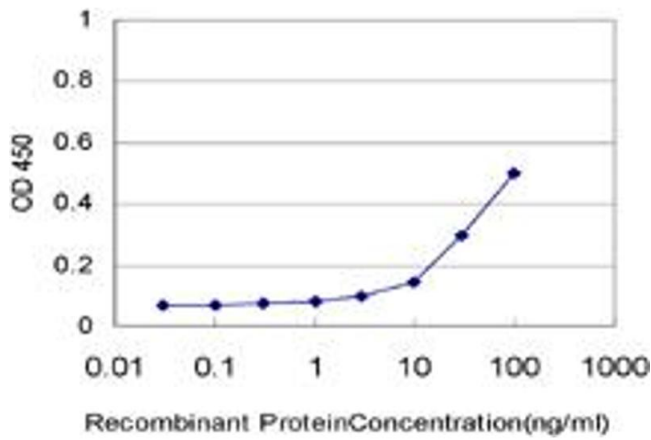
Viral Entry Inhibition

Image 1. SCARA3 monoclonal antibody (M01), clone 3A2
Western Blot analysis of SCARA3 expression in NIH/3T3 (Cat # L018V1).



Western Blotting

Image 2. SCARA3 monoclonal antibody (M01), clone 3A2. Western Blot analysis of SCARA3 expression in PC-12.



ELISA

Image 3. Detection limit for recombinant GST tagged SCARA3 is approximately 3ng/ml as a capture antibody.

Please check the [product details page](#) for more images. Overall 5 images are available for ABIN526717.