

Datasheet for ABIN527014
anti-RIPK4 antibody (AA 675-784)



[Go to Product page](#)

4 Images

Overview

| | |
|----------------------|---|
| Quantity: | 100 µg |
| Target: | RIPK4 |
| Binding Specificity: | AA 675-784 |
| Reactivity: | Human |
| Host: | Mouse |
| Clonality: | Monoclonal |
| Conjugate: | This RIPK4 antibody is un-conjugated |
| Application: | Western Blotting (WB), ELISA, Immunohistochemistry (Paraffin-embedded Sections) (IHC (p)) |

Product Details

| | |
|-------------------|--|
| Purpose: | Mouse monoclonal antibody raised against a partial recombinant RIPK4. |
| Immunogen: | RIPK4 (NP_065690, 675 a.a. ~ 784 a.a) partial recombinant protein with GST tag. MW of the GST tag alone is 26 KDa. |
| Sequence: | HLAARNGHLA TVKLLVEEKA DVLARGPLNQ TALHLAAAHG HSEVVEELVS ADVIDLDFDEQ GLSALHLAAQ GRHAQTVETL LRHGAHINLQ SLKFQGGHGP AATLLRRSKT |
| Clone: | 2D1 |
| Isotype: | IgG1 |
| Cross-Reactivity: | Human |
| Characteristics: | Antibody Reactive Against Recombinant Protein. |

Target Details

| | |
|-------------------|---|
| Target: | RIPK4 |
| Alternative Name: | RIPK4 (RIPK4 Products) |
| Background: | Full Gene Name: receptor-interacting serine-threonine kinase 4 Synonyms: ANKK2,ANKRD3,DIK,MGC129992,MGC129993,PKK,RIP4 |
| Gene ID: | 54101 |
| NCBI Accession: | NM_020639 |

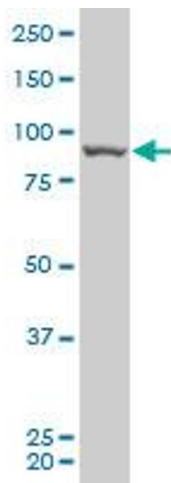
Application Details

| | |
|--------------------|--|
| Application Notes: | Optimal working dilution should be determined by the investigator. |
| Restrictions: | For Research Use only |

Handling

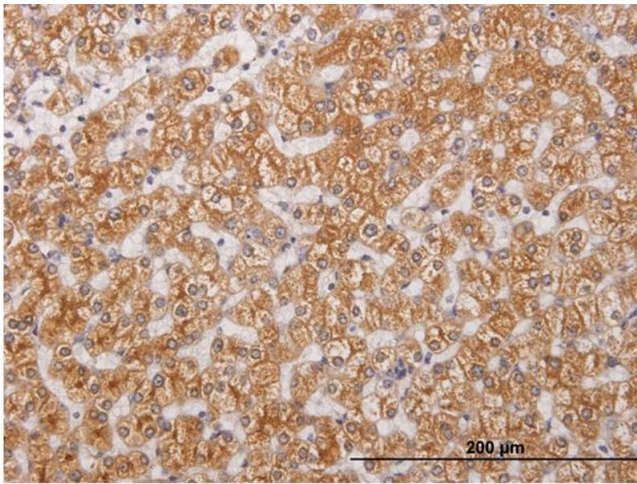
| | |
|------------------|--|
| Buffer: | In 1x PBS, pH 7.4 |
| Handling Advice: | Aliquot to avoid repeated freezing and thawing. |
| Storage: | -20 °C |
| Storage Comment: | Store at -20°C or lower. Aliquot to avoid repeated freezing and thawing. |

Images



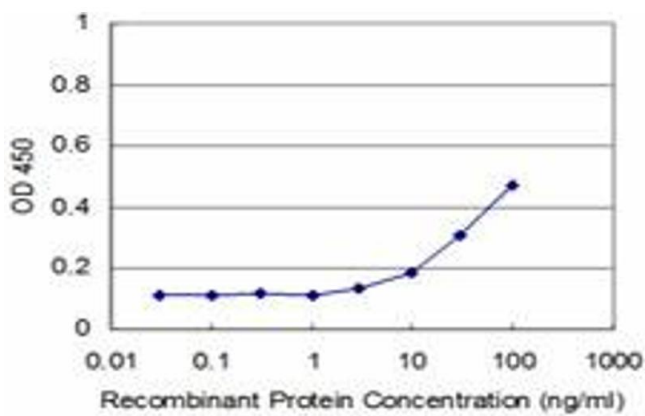
Western Blotting

Image 1. RIPK4 monoclonal antibody (M05), clone 2D1
Western Blot analysis of RIPK4 expression in A-431 .



Immunostaining

Image 2. Immunoperoxidase of monoclonal antibody to RIPK4 on formalin-fixed paraffin-embedded human liver. [antibody concentration 3 ug/ml]



ELISA

Image 3. Detection limit for recombinant GST tagged RIPK4 is approximately 3ng/ml as a capture antibody.

Please check the [product details page](#) for more images. Overall 4 images are available for ABIN527014.