



[Go to Product page](#)

Datasheet for ABIN527281
anti-UCKL1 antibody (AA 1-419)

3 Images

Overview

Quantity:	50 µL
Target:	UCKL1
Binding Specificity:	AA 1-419
Reactivity:	Human
Host:	Mouse
Clonality:	Polyclonal
Conjugate:	This UCKL1 antibody is un-conjugated
Application:	Western Blotting (WB), Immunofluorescence (IF)

Product Details

Purpose:	Mouse polyclonal antibody raised against a full-length human UCKL1 protein.
Immunogen:	UCKL1 (AAH33078.1, 1 a.a. ~ 419 a.a) full-length human protein.
Sequence:	MAAPPARADA DPSPTSPTA RDTPGRQAEK SETACEDRSN AESLDRLPP VGTGRSPRKR TTSQCKSEPP LLRTSKRTIY TAGRPPWYNE HGTQSKEAFA IGLGGGSASG KTTVARMIE ALDVPWVLL SMDSFYKVLV EQQQEQAHN NFNFDHPDAF DFDLIISTLK KLKQGKSVKV PIYDFTTHSR KKDWKTYGA NVIIFEGIMA FADKTLELL DMKIFVDTDS DIRLVRRLRR DISERGRDIE GVIKQYNKFV KPSFDQYIQP TMRLADIVVP RGSNTVAID LIVQHVHSQL EEGCAGLGTP VPPAAPDAER PEEHAAGTGH AHHHQVRAHL GTGRPRARAP AQLLAPQGQG DQSRRVHLLL QETDAAAHRA RALLPALSGL RRTDPAGAGL CGQVLCGEAD HRCVHSARR
Cross-Reactivity:	Human, Mouse
Characteristics:	Antibody reactive against mammalian transfected lysate.

Target Details

Target:	UCKL1
Alternative Name:	UCKL1 (UCKL1 Products)
Background:	Full Gene Name: uridine-cytidine kinase 1-like 1 Synonyms: UCK1-LIKE,UCK1L,URKL1
Gene ID:	54963
Pathways:	Ribonucleoside Biosynthetic Process

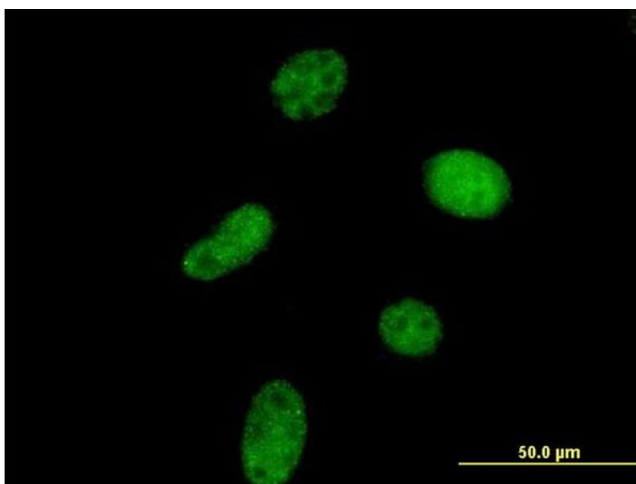
Application Details

Application Notes:	Optimal working dilution should be determined by the investigator.
Restrictions:	For Research Use only

Handling


Format:	Liquid
Buffer:	No additive
Preservative:	Without preservative
Handling Advice:	Aliquot to avoid repeated freezing and thawing.
Storage:	-20 °C
Storage Comment:	Store at -20°C or lower. Aliquot to avoid repeated freezing and thawing.

Images



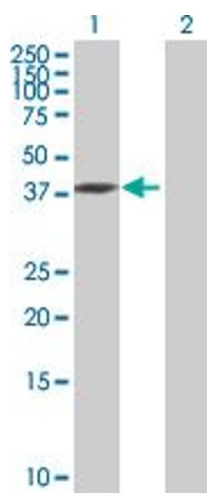
Immunofluorescence

Image 1. Immunofluorescence of purified MaxPab antibody to UCKL1 on HeLa cell. [antibody concentration 10 ug/ml]



Western Blotting

Image 2. UCKL1 MaxPab polyclonal antibody. Western Blot analysis of UCKL1 expression in NIH/3T3.



Western Blotting

Image 3. Western Blot analysis of UCKL1 expression in transfected 293T cell line by UCKL1 MaxPab polyclonal antibody.

Lane 1: UCKL1 transfected lysate(46.09 kDa).

Lane 2: Non-transfected lysate.