



[Go to Product page](#)

Datasheet for ABIN527309

## anti-FBXO34 antibody (AA 1-711)

### 3 Images

#### Overview

Quantity:	50 µL
Target:	FBXO34
Binding Specificity:	AA 1-711
Reactivity:	Human
Host:	Mouse
Clonality:	Polyclonal
Conjugate:	This FBXO34 antibody is un-conjugated
Application:	Western Blotting (WB), Immunofluorescence (IF)

#### Product Details

Purpose:	Mouse polyclonal antibody raised against a full-length human FBXO34 protein.
Immunogen:	FBXO34 (NP_060413.2, 1 a.a. ~ 711 a.a) full-length human protein.
Sequence:	MHLKPYWKLQ KKEHPPEVSR ETQRTPMNHQ KAVNDETCKA SHITSSVFPS ASLGKASSRK PFGILSPNVL CSMGKSPVE SSLNVKTKKN APSATIHQGE EEGPLDIWAV VKPGNTKEKI AFFASHQCSN RIGSMKIKSS WDIDGRATKR RKKSGDLKKA KVQVERMREV NSRCYQPEPF ACGIEHCSVH YVSDSGDGVY AGRPLSVIQM VAFLEQRASA LLASCSKNCT NSPAIVRFSG QSRGVPAVSE SYSAPGACEE PTERGNLEVG EPQSEPVRVL DMVAKLESEC LKRQGQREPG SLSRNNSFRR NVGRVLLANS TQADEGKTKK GVLEAPDTQV NPVGSVSVDC GPSRADRCSP KEDQAWDGAS QDCPPLPAGV SFHIDSAELE PGSQTAVKNS NRYDVEMTDE LVGLPFSSHT YSQASELPTD AVDCMSRELV SLTSRNPQQR KESLCISITV SKVDKDQPSI LNSCEDPVP MLFFLPPGQH LSDYSQLNES TTKESSEASQ LEDAAGGDSA SEEKSGSAEP FVLPASSVES TLPVLEASSW KKQVSHDFLE TRFKIQQLLE PQQYMAFLPH HIMVKIFRLL PTKSLVALKC

## Product Details

---

TCCYFKFIIE YYNIRPADSR WVRDPYRED PCKQCKKKYV KGDVSLCRWH PKPYCQALPY  
GPGYWMCCHR SQKGFPGCKL GLHDNHWWPA CHSFNRAIHK KAKGTEAEEE Y

Cross-Reactivity: Human

Characteristics: Antibody reactive against mammalian transfected lysate.

## Target Details

---

Target: FBX034

Alternative Name: FBX034 ([FBX034 Products](#))

Background: Full Gene Name: F-box protein 34  
Synonyms: CGI-301,DKFZp547C162,FLJ20725,Fbx34,MGC126434,MGC126435

Gene ID: 55030

NCBI Accession: [NM\\_017943](#)

## Application Details

---

Application Notes: Optimal working dilution should be determined by the investigator.

Restrictions: For Research Use only

## Handling

---

Format: Liquid


Buffer: No additive

Preservative: Without preservative

Handling Advice: Aliquot to avoid repeated freezing and thawing.

Storage: -20 °C

Storage Comment: Store at -20°C or lower. Aliquot to avoid repeated freezing and thawing.

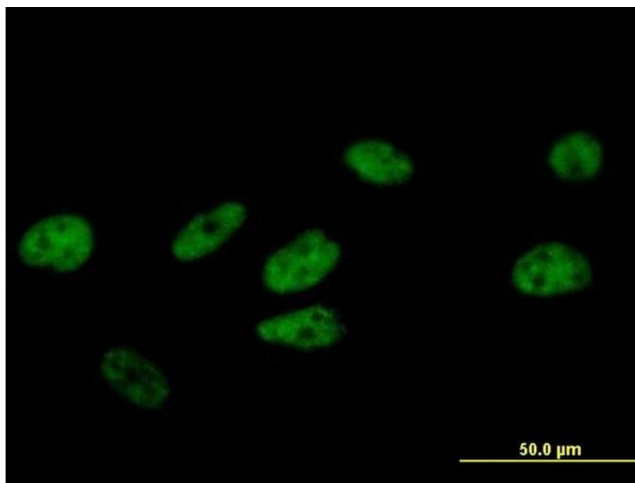


### Western Blotting

**Image 1.** Western Blot analysis of FBXO34 expression in transfected 293T cell line by FBXO34 MaxPab polyclonal antibody.

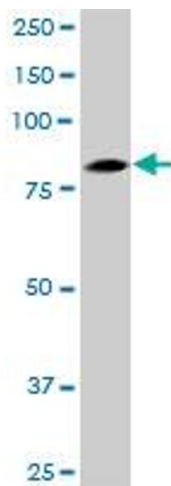
Lane 1: FBXO34 transfected lysate(78.21 KDa).

Lane 2: Non-transfected lysate.



### Immunofluorescence

**Image 2.** Immunofluorescence of purified MaxPab antibody to FBXO34 on HeLa cell. [antibody concentration 10 ug/ml]



### Western Blotting

**Image 3.** FBXO34 MaxPab polyclonal antibody. Western Blot analysis of FBXO34 expression in MCF-7.