



[Go to Product page](#)

Datasheet for ABIN527767

anti-LMO3 antibody (AA 91-146)

3 Images

Overview

Quantity:	100 µg
Target:	LMO3
Binding Specificity:	AA 91-146
Reactivity:	Human
Host:	Mouse
Clonality:	Monoclonal
Conjugate:	This LMO3 antibody is un-conjugated
Application:	ELISA, Western Blotting (WB), Immunofluorescence (IF)

Product Details

Purpose:	Mouse monoclonal antibody raised against a partial recombinant LMO3.
Immunogen:	LMO3 (NP_061110, 91 a.a. ~ 145 a.a) partial recombinant protein with GST tag. MW of the GST tag alone is 26 KDa.
Sequence:	MRAKDNVYHL DCFACQLCNQ RFCVGDKFFL KNNMILCQTD YEEGLMKEGY APQVR
Clone:	4A8
Isotype:	IgG2b
Cross-Reactivity:	Human
Characteristics:	Antibody Reactive Against Recombinant Protein.

Target Details

Target:	LMO3
Alternative Name:	LMO3 (LMO3 Products)
Background:	Full Gene Name: LIM domain only 3 (rhombotin-like 2) Synonyms: DAT1,MGC26081,RBTN3,RBTNL2,RHOM3,Rhom-3
Gene ID:	55885
NCBI Accession:	NM_018640
Pathways:	Dopaminergic Neurogenesis

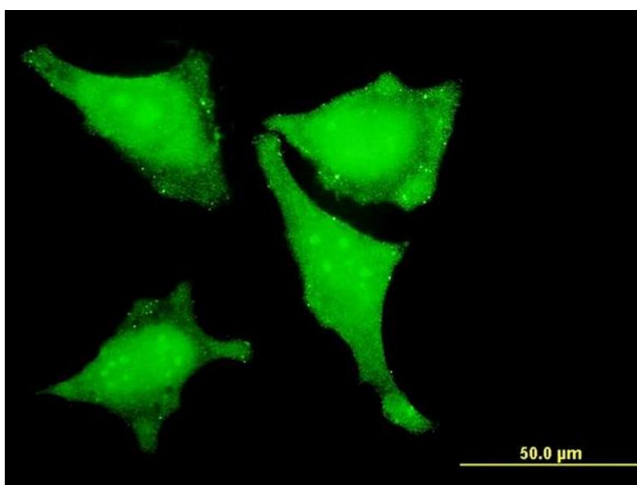
Application Details

Application Notes:	Optimal working dilution should be determined by the investigator.
Restrictions:	For Research Use only

Handling

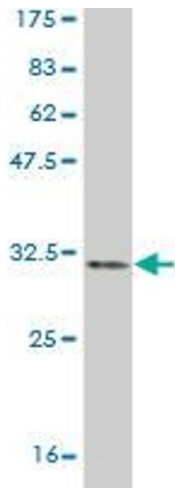
Buffer:	In 1x PBS, pH 7.4
Handling Advice:	Aliquot to avoid repeated freezing and thawing.
Storage:	-20 °C
Storage Comment:	Store at -20°C or lower. Aliquot to avoid repeated freezing and thawing.

Images



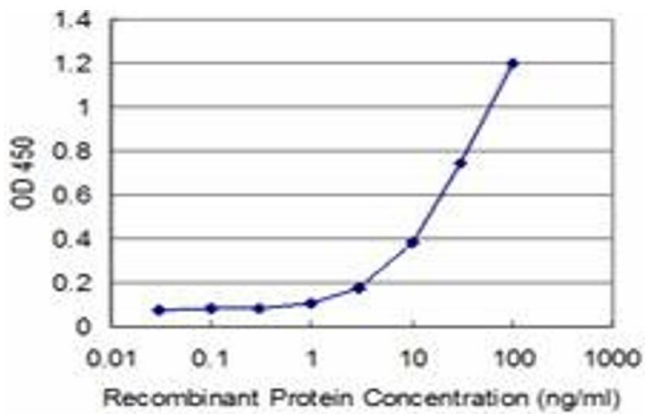
Immunofluorescence

Image 1. Immunofluorescence of monoclonal antibody to LMO3 on HeLa cell. [antibody concentration 10 ug/ml]



Western Blotting

Image 2. Western Blot detection against Immunogen (32.16 KDa).



ELISA

Image 3. Detection limit for recombinant GST tagged LMO3 is approximately 3ng/ml as a capture antibody.