



[Go to Product page](#)

Datasheet for ABIN527992  
**anti-DPYSL5 antibody (AA 1-564)**

4 Images

Overview

Quantity:	100 µg
Target:	DPYSL5
Binding Specificity:	AA 1-564
Reactivity:	Human
Host:	Mouse
Clonality:	Monoclonal
Conjugate:	This DPYSL5 antibody is un-conjugated
Application:	Western Blotting (WB), ELISA, Immunofluorescence (IF)

Product Details

Purpose:	Mouse monoclonal antibody raised against a full-length recombinant DPYSL5.
Immunogen:	DPYSL5 (AAH02874, 1 a.a. ~ 564 a.a) full-length recombinant protein with GST tag. MW of the GST tag alone is 26 KDa.
Sequence:	MLANSASVRI LIKGDKVND DCTHEADVYI ENGIQQVGR ELMIPGGAKV IDATGKLVIP GGIDTSTHFH QTFMNATCVD DFYHGTKAAL VGGTTMIIGH VLPDKETSLV DAYEKCRGLA DPKVCCDYAL HVGITWWAPK VKAEMETLVR EKGVNSFQMF MTKYKDYMLR DSELYQVLHA CKDIGAIARV HAENGELVAE GAKEALDLGI TGPEGIEISR PEELEAEATH RVITIANRTH CPIYLVNVSS ISAGDVIAAA KMQGKVVLAE TTTAHATLTG LHYYHQDWSH AAAYVTVPPL RLDTNTSTYL MSLANDTLN IVASDHRPFT TKQKAMGKED FTKIPHGVSQ VQDRMSVIWE RGVVGGKMDE NRFVAVTSSN AAKLLNLYPR KGRIIPGADA DVVVWDPEAT KTISASTQVQ GGDFNLYENM RCHGVPLVTI SRGRVYENG VFMCAEGTGK FCPLRSFPDT VYKKLQREK TLKVRGVDRT PYLGDVAVVV HPGKKEMGTP LADTPTRPVT RHGGMRDLHE SSFSLSGSQI

## Product Details

---

DDHVPERASA RILAPPGGRS SGIW

Clone: 2D10

Isotype: IgG2a

Cross-Reactivity: Human, Rat

Characteristics: Antibody Reactive Against Recombinant Protein.

## Target Details

---

Target: DPYSL5

Alternative Name: DPYSL5 ([DPYSL5 Products](#))

Background: Full Gene Name: dihydropyrimidinase-like 5  
Synonyms: CRAM,CRMP-5,CRMP5,FLJ45383,Ulip6

Gene ID: 56896

## Application Details

---

Application Notes: Optimal working dilution should be determined by the investigator.

Restrictions: For Research Use only

## Handling


---

Buffer: In 1x PBS, pH 7.4

Handling Advice: Aliquot to avoid repeated freezing and thawing.

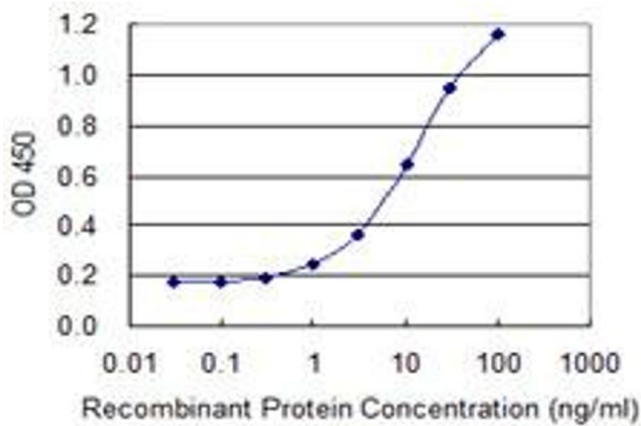
Storage: -20 °C

Storage Comment: Store at -20°C or lower. Aliquot to avoid repeated freezing and thawing.



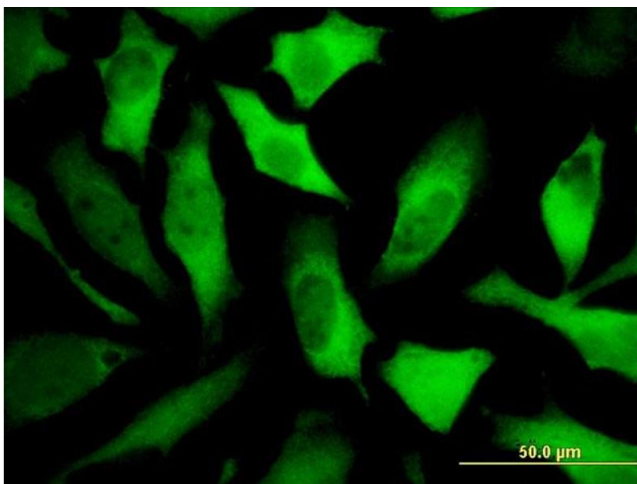
### Western Blotting

**Image 1.** DPYSL5 monoclonal antibody (M04), clone 2D10. Western Blot analysis of DPYSL5 expression in rat brain.



### ELISA

**Image 2.** Detection limit for recombinant GST tagged DPYSL5 is 0.3 ng/ml as a capture antibody.



### Immunofluorescence

**Image 3.** Immunofluorescence of monoclonal antibody to DPYSL5 on HeLa cell. [antibody concentration 10 ug/ml]

Please check the [product details page](#) for more images. Overall 4 images are available for ABIN527992.