Datasheet for ABIN528276

anti-LRRC4C antibody (AA 541-640)

3 Images

Go to Product page

Overview

Quantity:	100 µg
Target:	LRRC4C
Binding Specificity:	AA 541-640
Reactivity:	Human
Host:	Mouse
Clonality:	Monoclonal
Conjugate:	This LRRC4C antibody is un-conjugated
Application:	Western Blotting (WB), ELISA

Product Details

Purpose:	Mouse monoclonal antibody raised against a partial recombinant LRRC4C.
Immunogen:	LRRC4C (NP_065980.1, 541 a.a. ~ 640 a.a) partial recombinant protein with GST tag. MW of the GST tag alone is 26 KDa.
Sequence:	AVMLVIFYKM RKQHHRQNHH APTRTVEIIN VDDEITGDTP MESHLPMPAI EHEHLNHYNS YKSPFNHTTT VNTINSIHSS VHEPLLIRMN SKDNVQETQI
Clone:	1G5
Isotype:	IgG2a
Cross-Reactivity:	Human
Characteristics:	Antibody Reactive Against Recombinant Protein.

Target Details

Target:	LRRC4C
Alternative Name:	LRRC4C (LRRC4C Products)
Background:	Full Gene Name: leucine rich repeat containing 4C Synonyms: KIAA1580,NGL-1,NGL1
Gene ID:	57689
NCBI Accession:	NM_020929
Pathways:	Synaptic Membrane

Application Details

Application Notes:	Optimal working dilution should be determined by the investigator.
Restrictions:	For Research Use only

Handling

Buffer:	In 1x PBS, pH 7.4
Handling Advice:	Aliquot to avoid repeated freezing and thawing.
Storage:	-20 °C
Storage Comment:	Store at -20°C or lower. Aliquot to avoid repeated freezing and thawing.

Images

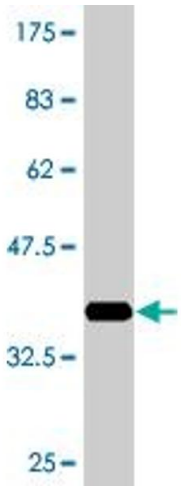

Western Blotting

Image 1. Western Blot detection against Immunogen (36.74 KDa) .

Copyright antibodies-online. All rights reserved.

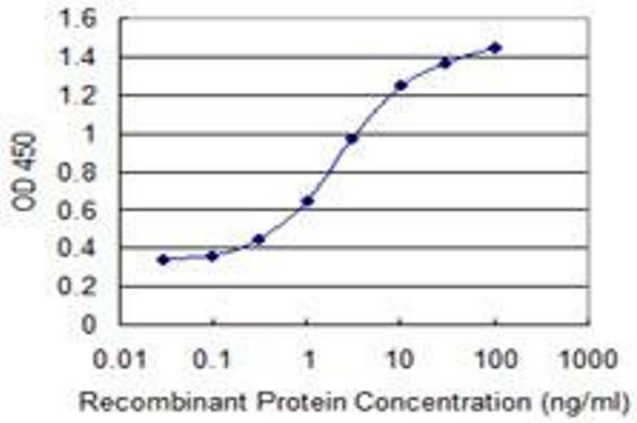

ELISA

Image 2. Detection limit for recombinant GST tagged LRRC4C is 0.1 ng/ml as a capture antibody.

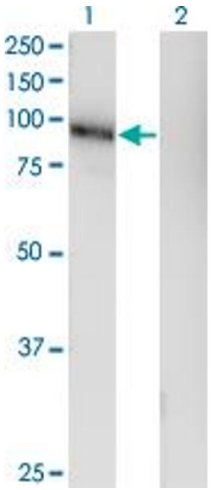

Western Blotting

Image 3. Western Blot analysis of LRRC4C expression in transfected 293T cell line by LRRC4C monoclonal antibody (M05), clone 1G5.

Lane 1: LRRC4C transfected lysate(71.9 KDa).

Lane 2: Non-transfected lysate.