



Datasheet for ABIN528729
anti-MARCH7 antibody (AA 66-136)



[Go to Product page](#)

4 Images

Overview

Quantity:	100 µg
Target:	MARCH7
Binding Specificity:	AA 66-136
Reactivity:	Human
Host:	Mouse
Clonality:	Monoclonal
Conjugate:	This MARCH7 antibody is un-conjugated
Application:	Western Blotting (WB), ELISA, Immunofluorescence (IF)

Product Details

Purpose:	Mouse monoclonal antibody raised against a partial recombinant MARCH7.
Immunogen:	MARCH7 (NP_073737, 66 a.a. ~ 136 a.a) partial recombinant protein with GST tag. MW of the GST tag alone is 26 KDa.
Sequence:	WYSESEITQG ARSRSQNQQR DHDSKRPKLS CTNCTTSAGR NVGNGLNTLS DSSWRHSQVP RSSSMVLGSF G
Clone:	2B9
Isotype:	IgG2b
Cross-Reactivity:	Human, Mouse, Rat
Characteristics:	Antibody Reactive Against Recombinant Protein.

Target Details

Target:	MARCH7
Alternative Name:	MARCH7 (MARCH7 Products)
Background:	Full Gene Name: membrane-associated ring finger (C3HC4) 7 Synonyms: AXO,AXOT,DKFZp586F1122,MARCH-VII,RNF177
Gene ID:	64844
NCBI Accession:	NM_022826

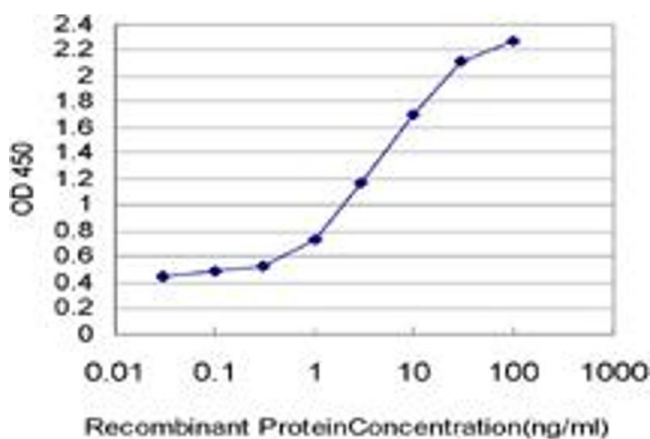
Application Details

Application Notes:	Optimal working dilution should be determined by the investigator.
Restrictions:	For Research Use only

Handling

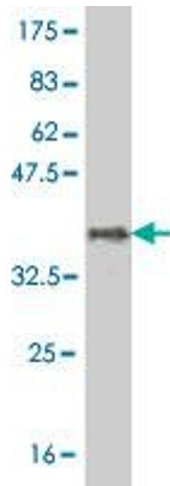
Buffer:	In 1x PBS, pH 7.4
Handling Advice:	Aliquot to avoid repeated freezing and thawing.
Storage:	-20 °C
Storage Comment:	Store at -20°C or lower. Aliquot to avoid repeated freezing and thawing.

Images



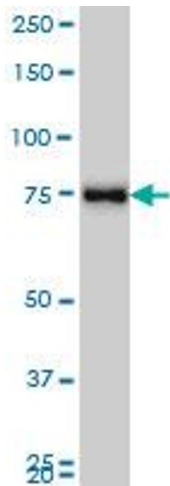
ELISA

Image 1. Detection limit for recombinant GST tagged MARCH7 is approximately 0.03ng/ml as a capture antibody.



Western Blotting

Image 2. Western Blot detection against Immunogen (33.55 KDa) .



Western Blotting

Image 3. MARCH7 monoclonal antibody (M01), clone 2B9 Western Blot analysis of MARCH7 expression in K-562 .

Please check the [product details page](#) for more images. Overall 4 images are available for ABIN528729.