



[Go to Product page](#)

Datasheet for ABIN529134  
**anti-TCEAL4 antibody (AA 1-215)**

3 Images

Overview

Quantity:	50 µg
Target:	TCEAL4
Binding Specificity:	AA 1-215
Reactivity:	Human
Host:	Mouse
Clonality:	Polyclonal
Conjugate:	This TCEAL4 antibody is un-conjugated
Application:	Western Blotting (WB), Immunofluorescence (IF)

Product Details

Purpose:	Mouse polyclonal antibody raised against a full-length human TCEAL4 protein.
Immunogen:	TCEAL4 (NP_001006936.1, 1 a.a. ~ 215 a.a) full-length human protein.
Sequence:	MEKLYSENEG MASNQGKMEN EEQPQDERKP EVTCTLEDKK LENEGKTENK GKTGDEEMLK DKGKPESEGE AKEGKSEREG ESEMEGGSER EGKPEIEGKP ESEGEPGSET RAAGKRPAED DVPRKAKRKT NKGLAHLKE YKEAIHDMNF SNEDMIREFD NMAKVQDEKR KSKQKLGAF WMQRNLQDPF YPRGPREFRG GCRAPRRDIE DIPYV
Cross-Reactivity:	Human
Characteristics:	Antibody reactive against mammalian transfected lysate.

Target Details

Target:	TCEAL4
---------	--------

## Target Details

Alternative Name:	TCEAL4 ( <a href="#">TCEAL4 Products</a> )
Background:	Full Gene Name: transcription elongation factor A (SII)-like 4 Synonyms: DKFZp686M0279,FLJ21174,NPD017
Gene ID:	79921
NCBI Accession:	<a href="#">NM_001006935</a>

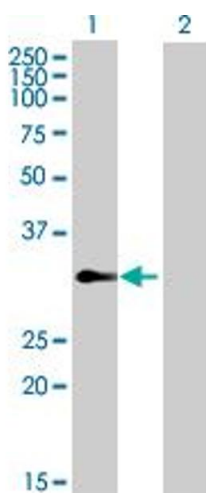
## Application Details

Application Notes:	Optimal working dilution should be determined by the investigator.
Restrictions:	For Research Use only

## Handling

Buffer:	In 1x PBS, pH 7.4
Handling Advice:	Aliquot to avoid repeated freezing and thawing.
Storage:	-20 °C
Storage Comment:	Store at -20°C or lower. Aliquot to avoid repeated freezing and thawing.

## Images

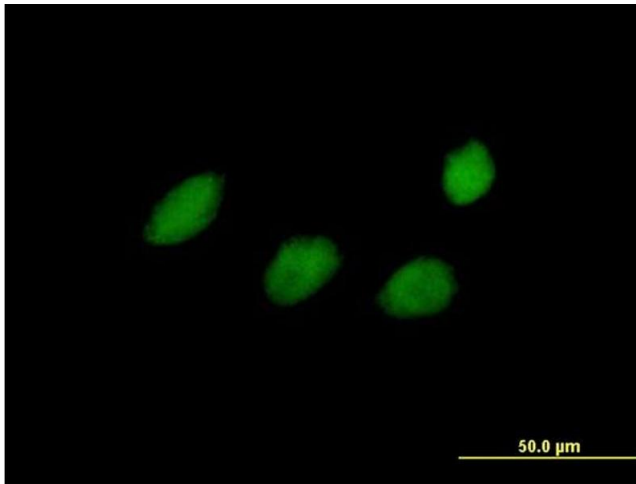


### Western Blotting

**Image 1.** Western Blot analysis of TCEAL4 expression in transfected 293T cell line by TCEAL4 MaxPab polyclonal antibody.

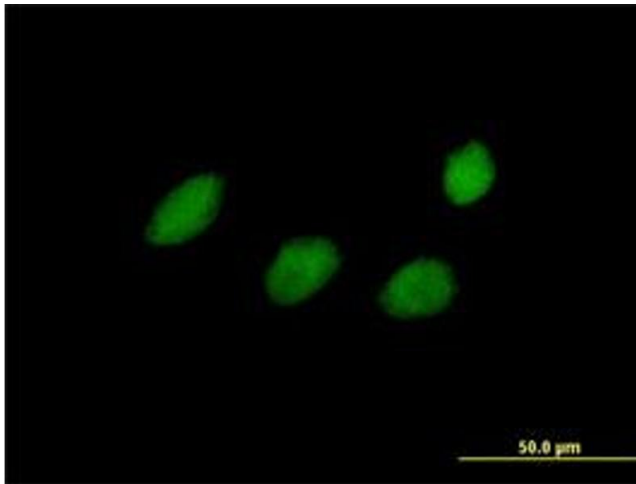
Lane 1: TCEAL4 transfected lysate(23.65 kDa).

Lane 2: Non-transfected lysate.



#### Immunofluorescence

**Image 2.** Immunofluorescence of purified MaxPab antibody to TCEAL4 on HeLa cell. [antibody concentration 10 μg/ml]



#### Immunofluorescence

**Image 3.** Immunofluorescence of purified MaxPab antibody to TCEAL4 on HeLa cell. (antibody concentration 10 μg/mL)