



[Go to Product page](#)

Datasheet for ABIN529392

## anti-ISCA1 antibody (AA 1-129)

### 3 Images

#### Overview

Quantity:	100 µg
Target:	ISCA1
Binding Specificity:	AA 1-129
Reactivity:	Human
Host:	Mouse
Clonality:	Monoclonal
Conjugate:	This ISCA1 antibody is un-conjugated
Application:	ELISA, Western Blotting (WB)

#### Product Details

Purpose:	Mouse monoclonal antibody raised against a full-length recombinant ISCA1.
Immunogen:	ISCA1 (AAH02675, 1 a.a. ~ 129 a.a) full-length recombinant protein with GST tag. MW of the GST tag alone is 26 KDa.
Sequence:	MSASLVRATV RAVSKRKLQP TRAALTLTPS AVNKIKQLLK DKPEHVGVKV GVRTRGCNGL SYTLEYTKTK GDSDEEVIQD GVRVFIKKA QLTLTGTEMD YVEDKLSSEF VFNNPNIKGT CGCGESFNI
Clone:	1A11
Isotype:	IgG2a
Cross-Reactivity:	Human
Characteristics:	Antibody Reactive Against Recombinant Protein.

## Target Details

Target:	ISCA1
Alternative Name:	ISCA1 ( <a href="#">ISCA1 Products</a> )
Background:	Full Gene Name: iron-sulfur cluster assembly 1 homolog ( <i>S. cerevisiae</i> ) Synonyms: HBLD2,ISA1,MGC4276,RP11-507D14.2,hIscA
Gene ID:	81689

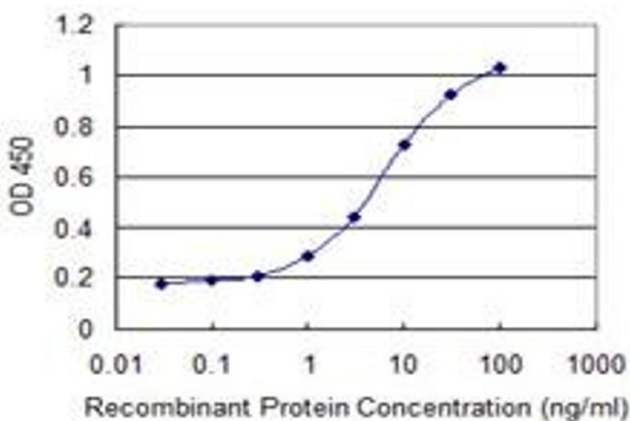
## Application Details

Application Notes:	Optimal working dilution should be determined by the investigator.
Restrictions:	For Research Use only

## Handling

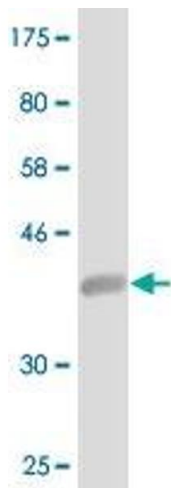
Buffer:	In 1x PBS, pH 7.4
Handling Advice:	Aliquot to avoid repeated freezing and thawing.
Storage:	-20 °C
Storage Comment:	Store at -20°C or lower. Aliquot to avoid repeated freezing and thawing.

## Images




### ELISA

**Image 1.** Detection limit for recombinant GST tagged ISCA1 is 0.3 ng/ml as a capture antibody.



### Western Blotting

**Image 2.** Western Blot detection against Immunogen (39.93 kDa).



### Western Blotting

**Image 3.** ISCA1 monoclonal antibody (M02), clone 1A11. Western Blot analysis of ISCA1 expression in A-431.