



[Go to Product page](#)

Datasheet for ABIN529431
anti-PMFBP1 antibody (AA 99-197)

3 Images

Overview

Quantity:	100 µg
Target:	PMFBP1
Binding Specificity:	AA 99-197
Reactivity:	Human
Host:	Mouse
Clonality:	Monoclonal
Conjugate:	This PMFBP1 antibody is un-conjugated
Application:	Western Blotting (WB), ELISA, Immunohistochemistry (Paraffin-embedded Sections) (IHC (p))

Product Details

Purpose:	Mouse monoclonal antibody raised against a partial recombinant PMFBP1.
Immunogen:	PMFBP1 (NP_112583, 99 a.a. ~ 197 a.a) partial recombinant protein with GST tag. MW of the GST tag alone is 26 KDa.
Sequence:	FHTEELQTSY YSLRQYQSIL EKQTSDLVLL HHHCKLKEDE VILYEEEMGN HNENTGEKLH LAQEQLALAG DKIASLERSL NLYRDKYQSS LSNIELLEC
Clone:	4G9
Isotype:	IgG2b
Cross-Reactivity:	Human
Characteristics:	Antibody Reactive Against Recombinant Protein.

Target Details

Target:	PMFBP1
Alternative Name:	PMFBP1 (PMFBP1 Products)
Background:	Full Gene Name: polyamine modulated factor 1 binding protein 1 Synonyms: DKFZp434G131,FLJ40146
Gene ID:	83449
NCBI Accession:	NM_031293

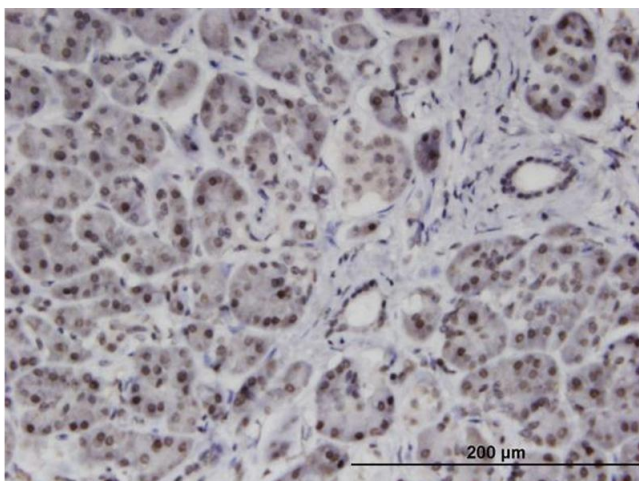
Application Details

Application Notes:	Optimal working dilution should be determined by the investigator.
Restrictions:	For Research Use only

Handling

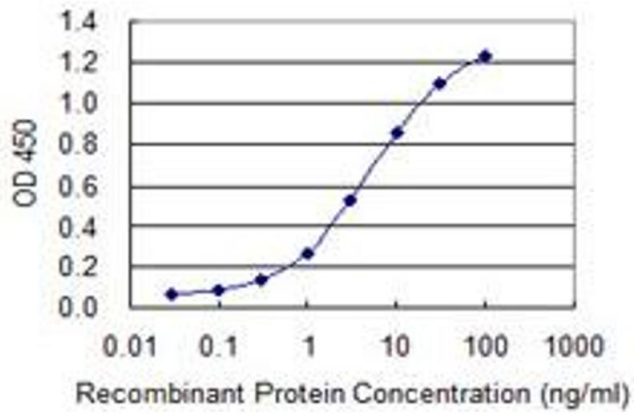
Buffer:	In 1x PBS, pH 7.4
Handling Advice:	Aliquot to avoid repeated freezing and thawing.
Storage:	-20 °C
Storage Comment:	Store at -20°C or lower. Aliquot to avoid repeated freezing and thawing.

Images



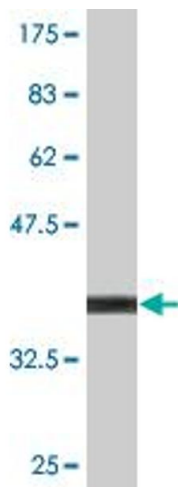
Immunostaining

Image 1. Immunoperoxidase of monoclonal antibody to PMFBP1 on formalin-fixed paraffin-embedded human pancreas. [antibody concentration 3 ug/ml]



ELISA

Image 2. Detection limit for recombinant GST tagged PMFBP1 is 0.1 ng/ml as a capture antibody.



Western Blotting

Image 3. Western Blot detection against Immunogen (36.63 KDa).