

Datasheet for ABIN529568  
**anti-ZIC4 antibody (AA 249-319)**

## 5 Images

[Go to Product page](#)

## Overview

Quantity:	100 µg
Target:	ZIC4
Binding Specificity:	AA 249-319
Reactivity:	Human
Host:	Mouse
Clonality:	Monoclonal
Conjugate:	This ZIC4 antibody is un-conjugated
Application:	Western Blotting (WB), ELISA, Immunofluorescence (IF), Immunohistochemistry (Paraffin-embedded Sections) (IHC (p))

## Product Details

Purpose:	Mouse monoclonal antibody raised against a partial recombinant ZIC4.
Immunogen:	ZIC4 (NP_115529, 249 a.a. ~ 319 a.a) partial recombinant protein with GST tag. MW of the GST tag alone is 26 KDa.
Sequence:	SDRKKHSHVH TSDKPYTCKV RGCDKCYTHP SSLRKHKMKVH GRSPPPSSGY DSATPSALVS PSSDCGHKSQ V
Clone:	1A9
Isotype:	IgG2a
Cross-Reactivity:	Human
Characteristics:	Antibody Reactive Against Recombinant Protein.

Target Details

Target:	ZIC4
Alternative Name:	ZIC4 (ZIC4 Products)
Background:	Full Gene Name: Zic family member 4 Synonyms: FLJ42609,FLJ45833
Gene ID:	84107
NCBI Accession:	NM_032153

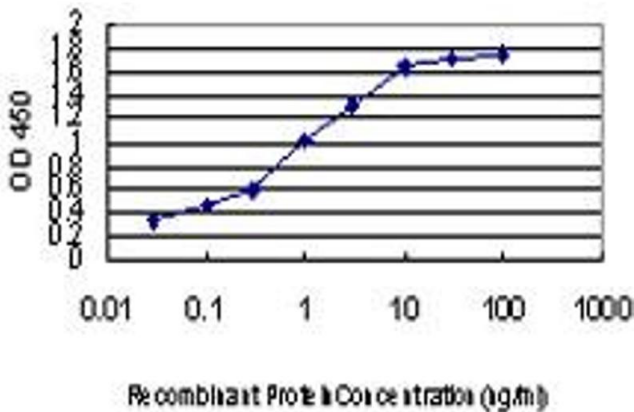
Application Details

Application Notes:	Optimal working dilution should be determined by the investigator.
Restrictions:	For Research Use only

Handling

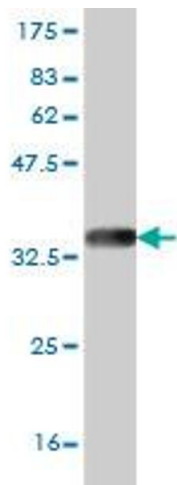
Buffer:	In 1x PBS, pH 7.4
Handling Advice:	Aliquot to avoid repeated freezing and thawing.
Storage:	-20 °C
Storage Comment:	Store at -20°C or lower. Aliquot to avoid repeated freezing and thawing.

Images



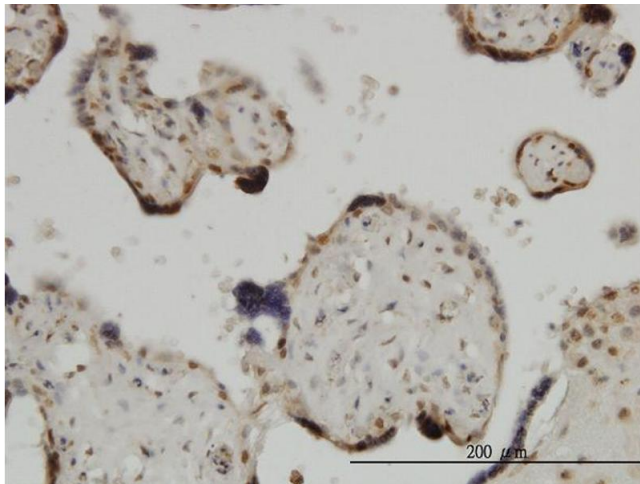
**ELISA**

**Image 1.** Detection limit for recombinant GST tagged ZIC4 is approximately 0.03ng/ml as a capture antibody.



#### Western Blotting

**Image 2.** Western Blot detection against Immunogen (33.55 kDa) .



#### Immunostaining

**Image 3.** Immunoperoxidase of monoclonal antibody to ZIC4 on formalin-fixed paraffin-embedded human placenta. [antibody concentration 3 ug/ml]

Please check the [product details page](#) for more images. Overall 5 images are available for ABIN529568.