

Datasheet for ABIN529574  
**anti-ZIC4 antibody (AA 1-90)**[Go to Product page](#)

## 4 Images

## Overview

Quantity:	100 µg
Target:	ZIC4
Binding Specificity:	AA 1-90
Reactivity:	Human
Host:	Mouse
Clonality:	Monoclonal
Conjugate:	This ZIC4 antibody is un-conjugated
Application:	Western Blotting (WB), ELISA, Immunofluorescence (IF)

## Product Details

Purpose:	Mouse monoclonal antibody raised against a full length recombinant ZIC4.
Immunogen:	ZIC4 (NP_115529, 1 a.a. ~ 90 a.a) full-length recombinant protein with GST tag. MW of the GST tag alone is 26 KDa.
Sequence:	MRYKTSLVMR KRLRLYRNTL KESSSSSGHH GPQLTAASSP SVFPGLHEEP PQASPSRPLN GLLRLGLPGD MYARPEPFPP GPAARSDALA
Clone:	3H6
Isotype:	IgG2b
Cross-Reactivity:	Human
Characteristics:	Antibody Reactive Against Recombinant Protein.

### Target Details

Target:	ZIC4
Alternative Name:	ZIC4 ( <a href="#">ZIC4 Products</a> )
Background:	Full Gene Name: Zic family member 4 Synonyms: FLJ42609,FLJ45833
Gene ID:	84107
NCBI Accession:	<a href="#">NM_032153</a>

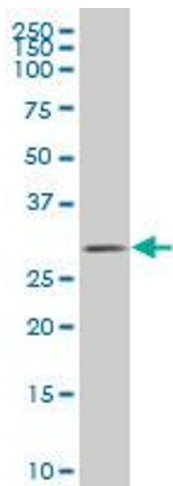
### Application Details

Application Notes:	Optimal working dilution should be determined by the investigator.
Restrictions:	For Research Use only

### Handling

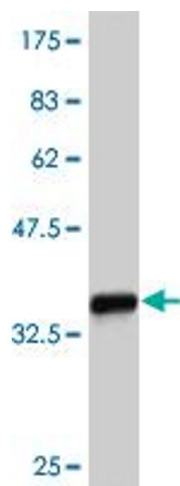
Buffer:	In 1x PBS, pH 7.4
Handling Advice:	Aliquot to avoid repeated freezing and thawing.
Storage:	-20 °C
Storage Comment:	Store at -20°C or lower. Aliquot to avoid repeated freezing and thawing.

### Images



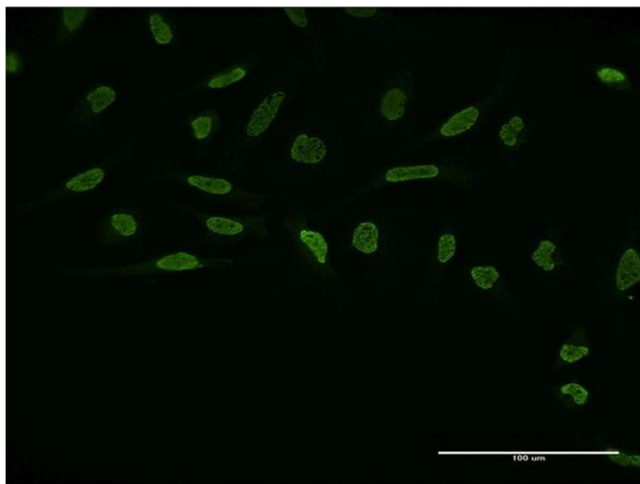
#### Western Blotting

**Image 1.** ZIC4 monoclonal antibody (M13), clone 3H6  
Western Blot analysis of ZIC4 expression in C32 .



#### Western Blotting

**Image 2.** Western Blot detection against Immunogen (35.64 kDa) .



#### Immunofluorescence

**Image 3.** Immunofluorescence of monoclonal antibody to ZIC4 on HeLa cell. [antibody concentration 10 ug/ml]

Please check the [product details page](#) for more images. Overall 4 images are available for ABIN529574.