Datasheet for ABIN529595

anti-ASCC2 antibody (AA 672-757)

3 Images

Go to Product page

Overview

Quantity:	100 µg
Target:	ASCC2
Binding Specificity:	AA 672-757
Reactivity:	Human
Host:	Mouse
Clonality:	Monoclonal
Conjugate:	This ASCC2 antibody is un-conjugated
Application:	Western Blotting (WB), ELISA

Product Details

Purpose:	Mouse monoclonal antibody raised against a partial recombinant ASCC2.
Immunogen:	ASCC2 (NP_115580, 672 a.a. ~ 757 a.a) partial recombinant protein with GST tag. MW of the GST tag alone is 26 KDa.
Sequence:	APKPDHFVQD PAVLREKAEA RRMAFLAKKG YRHDSSTAVA GSPRGHGQSR ETTQERRKKE ANKATRANHN RRTMADRKRS KGMIPS
Clone:	3B2
Isotype:	IgG1
Cross-Reactivity:	Human
Characteristics:	Antibody Reactive Against Recombinant Protein.

 Copyright antibodies-online. All rights reserved.

Target Details

Target:	ASCC2
Alternative Name:	ASCC2 (ASCC2 Products)
Background:	Full Gene Name: activating signal cointegrator 1 complex subunit 2 Synonyms: ASC1p100
Gene ID:	84164
NCBI Accession:	NM_032204

Application Details

Application Notes:	Optimal working dilution should be determined by the investigator.
Restrictions:	For Research Use only

Handling

Buffer:	In 1x PBS, pH 7.4
Handling Advice:	Aliquot to avoid repeated freezing and thawing.
Storage:	-20 °C
Storage Comment:	Store at -20°C or lower. Aliquot to avoid repeated freezing and thawing.

Images

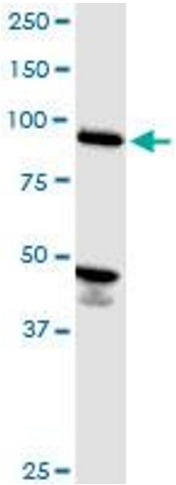

Western Blotting

Image 1. ASCC2 monoclonal antibody (M07), clone 3B2. Western Blot analysis of ASCC2 expression in HeLa.

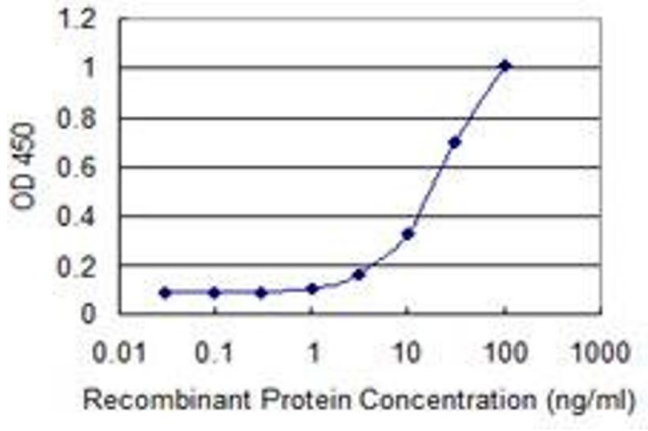

ELISA

Image 2. Detection limit for recombinant GST tagged ASCC2 is 1 ng/ml as a capture antibody.

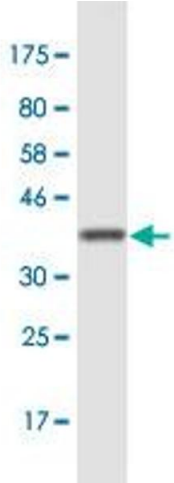

Western Blotting

Image 3. Western Blot detection against Immunogen (35.2 KDa) .

 Copyright antibodies-online. All rights reserved.