

Datasheet for ABIN529834
anti-ZFYVE19 antibody (AA 1-396)



[Go to Product page](#)

4 Images

Overview

Quantity:	100 µg
Target:	ZFYVE19
Binding Specificity:	AA 1-396
Reactivity:	Human
Host:	Mouse
Clonality:	Monoclonal
Conjugate:	This ZFYVE19 antibody is un-conjugated
Application:	Western Blotting (WB), ELISA, Immunoprecipitation (IP)

Product Details

Purpose:	Mouse monoclonal antibody raised against a full-length recombinant ZFYVE19.
Immunogen:	ZFYVE19 (AAH15738.1, 1 a.a. ~ 396 a.a) full-length recombinant protein with GST tag. MW of the GST tag alone is 26 KDa.
Sequence:	MESRCYGCAV KFTLFKKEYG CKNCGRAFCS GCLSFSAAVP RTGNTQQKVC KQCHEVLTRG SSANASKWSP PQNYKKRVAA LEAKQKPSTS QSQGLTRQDQ MIAERLARLR QENKPKLVPS QAEIEARLAA LKDERQGSIP STQEMEARLA ALQGRVLPSQ TPQPAHHTPD TRTQAQQTQD LLTQLAAEVA IDESWKGGGP AASLQNDLNQ GGPGSTNSKR QANWSLEEEK SRLLAEEALE LREENTRQER ILALAKRLAM LRGQDPERVT LDYRLPDS DDEDEETAIQ RVLQQLTEEA ALDEASGFNI PAEQASRPWT QPRGAEPEAQ DVDPRPEAEE EELPWCCICN EDATLRCAGC DGDLCARCF REGHDAFELK EHQTSAYSPP RAGQEH
Clone:	3G4-2B11

Product Details

Isotype:	IgG2b
Cross-Reactivity:	Human
Characteristics:	Antibody Reactive Against Recombinant Protein.

Target Details


Target:	ZFYVE19
Alternative Name:	ZFYVE19 (ZFYVE19 Products)
Background:	Full Gene Name: zinc finger, FYVE domain containing 19 Synonyms: FLJ14840,MPFYVE
Gene ID:	84936

Application Details

Application Notes:	Optimal working dilution should be determined by the investigator.
Restrictions:	For Research Use only

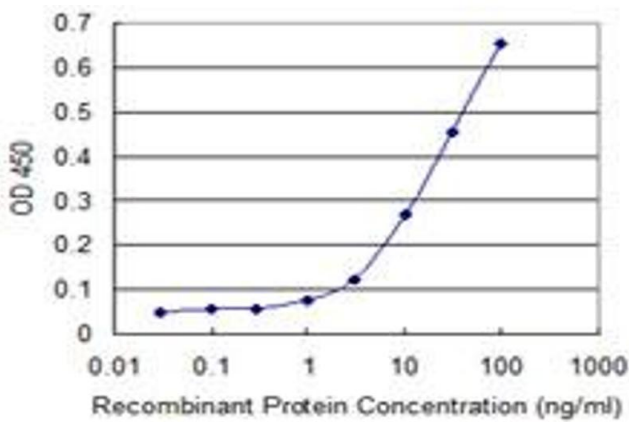
Handling

Buffer:	In 1x PBS, pH 7.4
Handling Advice:	Aliquot to avoid repeated freezing and thawing.
Storage:	-20 °C
Storage Comment:	Store at -20°C or lower. Aliquot to avoid repeated freezing and thawing.



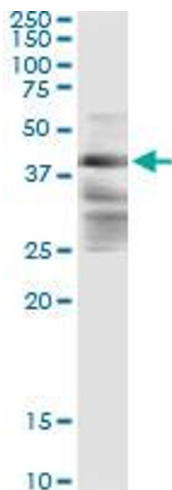
Western Blotting

Image 1. Western Blot detection against Immunogen (69.3 KDa) .



ELISA

Image 2. Detection limit for recombinant GST tagged ZFYVE19 is 1 ng/ml as a capture antibody.



Immunoprecipitation

Image 3. Immunoprecipitation of ZFYVE19 transfected lysate using anti-ZFYVE19 monoclonal antibody and Protein A Magnetic Bead , and immunoblotted with ZFYVE19 MaxPab rabbit polyclonal antibody.

Please check the [product details page](#) for more images. Overall 4 images are available for ABIN529834.