



[Go to Product page](#)

Datasheet for ABIN530034

## anti-TRIM47 antibody (AA 539-638)

### 4 Images

#### Overview

Quantity:	100 µg
Target:	TRIM47
Binding Specificity:	AA 539-638
Reactivity:	Human
Host:	Mouse
Clonality:	Monoclonal
Conjugate:	This TRIM47 antibody is un-conjugated
Application:	Western Blotting (WB), ELISA, Immunofluorescence (IF)

#### Product Details

Purpose:	Mouse monoclonal antibody raised against a partial recombinant TRIM47.
Immunogen:	TRIM47 (NP_258411, 539 a.a. ~ 638 a.a) partial recombinant protein with GST tag. MW of the GST tag alone is 26 KDa.
Sequence:	PLPHPFSTV GVCLEYADRA LAFYAVRDGK MSLLRRLKAS RPRRGGIPAS PIDPFQSRLD SHFAGLFTHR LKPAFFLESV DAHLQIGPLK KSCISVLKRR
Clone:	3C8
Isotype:	IgG2a
Cross-Reactivity:	Human
Characteristics:	Antibody Reactive Against Recombinant Protein.

## Target Details

Target:	TRIM47
Alternative Name:	TRIM47 ( <a href="#">TRIM47 Products</a> )
Background:	Full Gene Name: tripartite motif-containing 47 Synonyms: GOA,RNF100
Gene ID:	91107
NCBI Accession:	<a href="#">NM_033452</a>


## Application Details

Application Notes:	Optimal working dilution should be determined by the investigator.
Restrictions:	For Research Use only

## Handling


Buffer:	In 1x PBS, pH 7.4
Handling Advice:	Aliquot to avoid repeated freezing and thawing.
Storage:	-20 °C
Storage Comment:	Store at -20°C or lower. Aliquot to avoid repeated freezing and thawing.

## Images



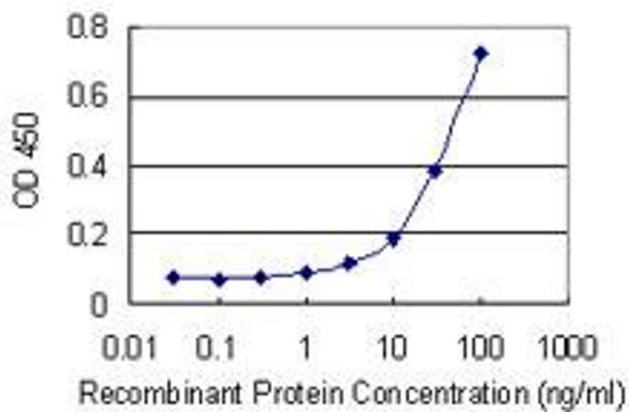
### Western Blotting

**Image 1.** TRIM47 monoclonal antibody (M02), clone 3C8.  
Western Blot analysis of TRIM47 expression in HeLa S3 NE.



### Western Blotting

**Image 2.** TRIM47 monoclonal antibody (M02), clone 3C8. Western Blot analysis of TRIM47 expression in human placenta.



### ELISA

**Image 3.** Detection limit for recombinant GST tagged TRIM47 is 1 ng/ml as a capture antibody.

Please check the [product details page](#) for more images. Overall 4 images are available for ABIN530034.