

Datasheet for ABIN530125  
**anti-MARCH9 antibody (AA 240-345)**



[Go to Product page](#)

4 Images

## Overview

Quantity:	100 µg
Target:	MARCH9
Binding Specificity:	AA 240-345
Reactivity:	Human
Host:	Mouse
Clonality:	Monoclonal
Conjugate:	This MARCH9 antibody is un-conjugated
Application:	Western Blotting (WB), ELISA, Immunofluorescence (IF)

## Product Details

Purpose:	Mouse monoclonal antibody raised against a partial recombinant MARCH9.
Immunogen:	MARCH9 (NP_612405.2, 240 a.a. ~ 345 a.a) partial recombinant protein with GST tag. MW of the GST tag alone is 26 KDa.
Sequence:	HEGSSVYRIF KRWQAVNQQW KVLNYDKTKD IGGDAGGGTA GKSGPRNSRT GPTSGATSRP PAAQRMRTLL PQRCGYTILH LLGQLRPPDA RSSSHSGREV VMRVTT
Clone:	2B5
Isotype:	IgG
Cross-Reactivity:	Human
Characteristics:	Antibody Reactive Against Recombinant Protein.

## Target Details

Target:	MARCH9
Alternative Name:	MARCH9 ( <a href="#">MARCH9 Products</a> )
Background:	Full Gene Name: membrane-associated ring finger (C3HC4) 9 Synonyms: FLJ36578,MARCH-IX,RNF179
Gene ID:	92979
NCBI Accession:	<a href="#">NM_138396</a>

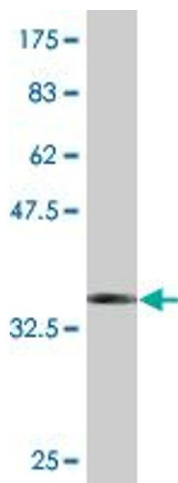
## Application Details

Application Notes:	Optimal working dilution should be determined by the investigator.
Restrictions:	For Research Use only

## Handling

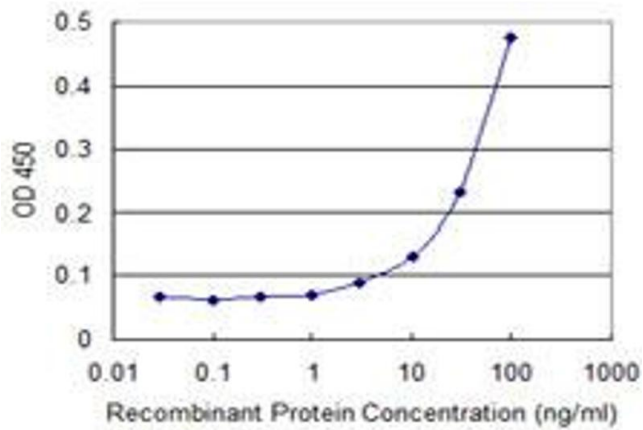
Buffer:	In 1x PBS, pH 7.4
Handling Advice:	Aliquot to avoid repeated freezing and thawing.
Storage:	-20 °C
Storage Comment:	Store at -20°C or lower. Aliquot to avoid repeated freezing and thawing.

## Images



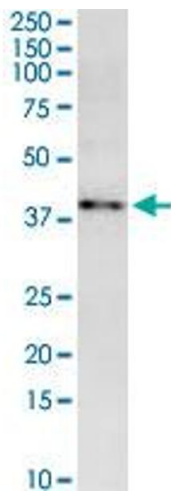
### Western Blotting

**Image 1.** Western Blot detection against Immunogen (37.4 KDa) .



### ELISA

**Image 2.** Detection limit for recombinant GST tagged MARCH9 is 3 ng/ml as a capture antibody.



### Western Blotting

**Image 3.** MARCH9 monoclonal antibody (M01), clone 2B5. Western Blot analysis of MARCH9 expression in Hela S3 NE.

Please check the [product details page](#) for more images. Overall 4 images are available for ABIN530125.