



[Go to Product page](#)

Datasheet for ABIN530162
anti-FOXP2 antibody (AA 616-715)

3 Images

Overview

Quantity:	100 µg
Target:	FOXP2
Binding Specificity:	AA 616-715
Reactivity:	Human
Host:	Mouse
Clonality:	Monoclonal
Conjugate:	This FOXP2 antibody is un-conjugated
Application:	Western Blotting (WB), ELISA, Immunofluorescence (IF)

Product Details

Purpose:	Mouse monoclonal antibody raised against a partial recombinant FOXP2.
Immunogen:	FOXP2 (NP_055306, 616 a.a. ~ 715 a.a) partial recombinant protein with GST tag. MW of the GST tag alone is 26 KDa.
Sequence:	LAESSLPLLS NPGLINNASS GLLQAVHEDL NGSLDHIDSN GNSSPGCSPQ PHIHSIHVKE EPVIAEDEDK PMSLVTTANH SPELEDDREI EEEPLSEDLK
Clone:	1F8
Isotype:	IgG1
Cross-Reactivity:	Human
Characteristics:	Antibody Reactive Against Recombinant Protein.

Target Details

Target:	FOXP2
Alternative Name:	FOXP2 (FOXP2 Products)
Background:	Full Gene Name: forkhead box P2 Synonyms: CAGH44,DKFZp686H1726,SPCH1,TNRC10
Gene ID:	93986
NCBI Accession:	NM_014491

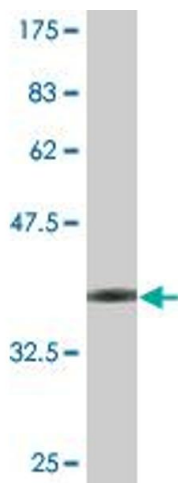
Application Details

Application Notes:	Optimal working dilution should be determined by the investigator.
Restrictions:	For Research Use only

Handling

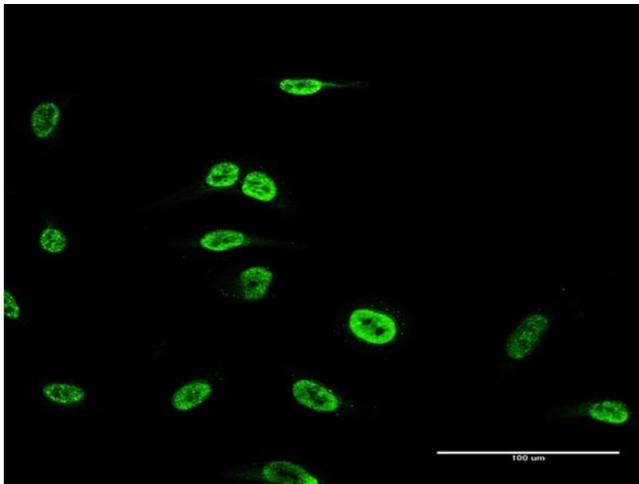
Buffer:	In 1x PBS, pH 7.4
Handling Advice:	Aliquot to avoid repeated freezing and thawing.
Storage:	-20 °C
Storage Comment:	Store at -20°C or lower. Aliquot to avoid repeated freezing and thawing.

Images



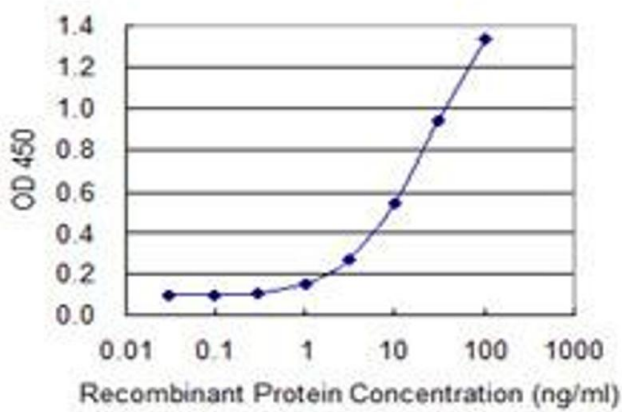
Western Blotting

Image 1. Western Blot detection against Immunogen (36.74 kDa).



Immunofluorescence

Image 2. Immunofluorescence of monoclonal antibody to FOXP2 on HeLa cell. [antibody concentration 5 ug/ml]



ELISA

Image 3. Detection limit for recombinant GST tagged FOXP2 is 0.3 ng/ml as a capture antibody.