Datasheet for ABIN530296

anti-C1QTNF1 antibody (AA 26-281)

4 Images

Go to Product page

Overview

Quantity:	100 µg
Target:	C1QTNF1
Binding Specificity:	AA 26-281
Reactivity:	Human
Host:	Mouse
Clonality:	Monoclonal
Conjugate:	This C1QTNF1 antibody is un-conjugated
Application:	Western Blotting (WB), ELISA

Product Details

Purpose:	Mouse monoclonal antibody raised against a full length recombinant C1QTNF1.
Immunogen:	C1QTNF1 (AAH21553.1, 26 a.a. ~ 281 a.a) full-length recombinant protein with GST tag. MW of the GST tag alone is 26 KDa.
Sequence:	RVPHVQGEQQ EWEGTEELPS PPDHAERAEE QHEKYRPSQD QGLPASRCLR CCDPGTSMYP ATAVPQINIT ILKGEKGDRG DRGLQGKYGK TGSAGARGHT GPKGQKGSMG APGERCKSHY AAFSVGRKKP MHSNHYYQTV IFDTEFVNLY DHFNMFTGKF YCYVPGLYFF SLNVHTWNQK ETYLHIMKNE EEVVILFAQV GDRSIMQSQS LMLELREQDQ VWVRLYKGER ENAIFSEELD TYITFSGYLV KHATEP
Clone:	4A10
Isotype:	IgG2a
Cross-Reactivity:	Human, Mouse, Rat

 Copyright antibodies-online. All rights reserved.

Product Details

Characteristics:	Antibody Reactive Against Recombinant Protein.

Target Details

Target:	C1QTNF1
Alternative Name:	C1QTNF1 (C1QTNF1 Products)
Background:	Full Gene Name: C1q and tumor necrosis factor related protein 1 Synonyms: CTRP1,FLJ90694,GIP,ZSIG37
Gene ID:	114897

Application Details

Application Notes:	Optimal working dilution should be determined by the investigator.
Restrictions:	For Research Use only

Handling

Buffer:	In 1x PBS, pH 7.4
Handling Advice:	Aliquot to avoid repeated freezing and thawing.
Storage:	-20 °C
Storage Comment:	Store at -20°C or lower. Aliquot to avoid repeated freezing and thawing.

Images

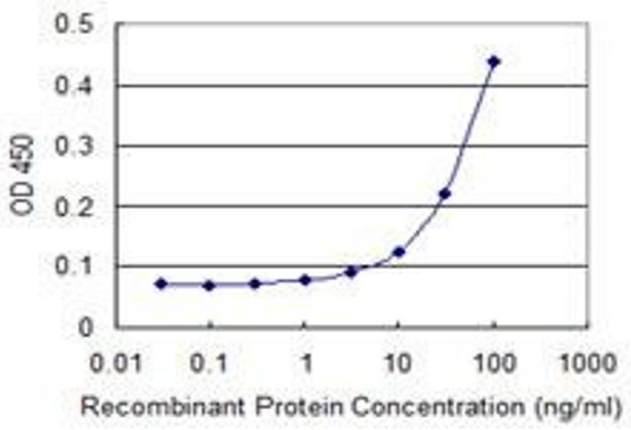

ELISA

Image 1. Detection limit for recombinant GST tagged C1QTNF1 is 3 ng/ml as a capture antibody.

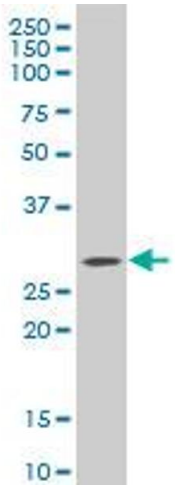

Western Blotting

Image 2. C1QTNF1 monoclonal antibody (M01), clone 4A10 Western Blot analysis of C1QTNF1 expression in NIH/3T3 .

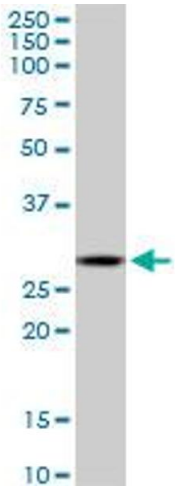

Western Blotting

Image 3. C1QTNF1 monoclonal antibody (M01), clone 4A10. Western Blot analysis of C1QTNF1 expression in PC-12.

Please check the product details page for more images. Overall 4 images are available for ABIN530296.

 Copyright antibodies-online. All rights reserved.