

Datasheet for ABIN530321
anti-MARCH3 antibody (AA 1-100)

3 Images

[Go to Product page](#)

Overview

Quantity:	100 µg
Target:	MARCH3
Binding Specificity:	AA 1-100
Reactivity:	Human
Host:	Mouse
Clonality:	Monoclonal
Conjugate:	This MARCH3 antibody is un-conjugated
Application:	Western Blotting (WB), ELISA

Product Details

Purpose:	Mouse monoclonal antibody raised against a partial recombinant MARCH3.
Immunogen:	MARCH3 (NP_848545, 1 a.a. ~ 100 a.a) partial recombinant protein with GST tag. MW of the GST tag alone is 26 KDa.
Sequence:	MTTSRCSHLP EVLPDCTSSA APVVKTVEDC GSLVNGQPQY VMQVSAKDGQ LLSTVVRTLA TQSPFND RPM CRICHEGSSQ EDLLSPCECT GTLGTIHRSC
Clone:	1F6
Isotype:	IgG2b
Cross-Reactivity:	Human
Characteristics:	Antibody Reactive Against Recombinant Protein.

Target Details

Target:	MARCH3
Alternative Name:	MARCH3 (MARCH3 Products)
Background:	Full Gene Name: membrane-associated ring finger (C3HC4) 3 Synonyms: FLJ20096,MARCH-III,MGC48332,RNF173
Gene ID:	115123
NCBI Accession:	NM_178450


Application Details

Application Notes:	Optimal working dilution should be determined by the investigator.
Restrictions:	For Research Use only

Handling

Buffer:	In 1x PBS, pH 7.4
Handling Advice:	Aliquot to avoid repeated freezing and thawing.
Storage:	-20 °C
Storage Comment:	Store at -20°C or lower. Aliquot to avoid repeated freezing and thawing.

Images

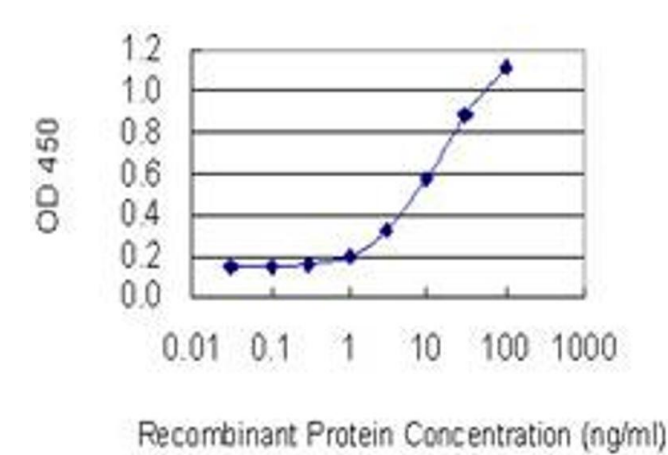


Western Blotting

Image 1. Western Blot analysis of MARCH3 expression in transfected 293T cell line by MARCH3 monoclonal antibody (M03), clone 1F6.

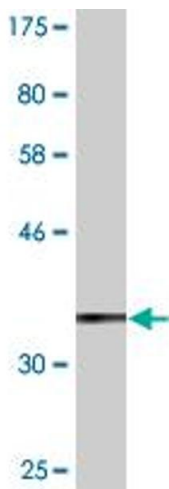
Lane 1: MARCH3 transfected lysate (Predicted MW: 28.5 kDa).

Lane 2: Non-transfected lysate.



ELISA

Image 2. Detection limit for recombinant GST tagged MARCH3 is 0.3 ng/ml as a capture antibody.



Western Blotting

Image 3. Western Blot detection against Immunogen (36.74 kDa) .