



Datasheet for ABIN530570
anti-Netrin 5 antibody (AA 1-489)



[Go to Product page](#)

4 Images

Overview

Quantity:	50 µg
Target:	Netrin 5 (NTN5)
Binding Specificity:	AA 1-489
Reactivity:	Human
Host:	Mouse
Clonality:	Polyclonal
Conjugate:	This Netrin 5 antibody is un-conjugated
Application:	Western Blotting (WB), Immunofluorescence (IF)

Product Details

Purpose:	Mouse polyclonal antibody raised against a full-length human NTN5 protein.
Immunogen:	NTN5 (NP_665806.1, 1 a.a. ~ 489 a.a) full-length human protein.
Sequence:	MPVTFALLLL LGQATADPCY DPQGRPQFCL PPVTQLAAVA ASCPQACALS PGNHLGARET CNGSLTLALG GPFLTSVSL RFCTPGPPAL ILSAAWASGG PWRLWHRPA WPGALGGPER VTFHSTPGPK ATVAASHLRV EFGGQAGLAA AGLRGRCQCH GHAARCAARA RPPRCHCRHH TTGPGCESCR PSHRDWPWRP ATPRHHPCL PCSCNQHARR CRFNSELFRL SGGRSSGGVCE RCRHHTAGRH CHYCQPGFWR DPSQPIFSRR ACRAQCCHPI GATGGTCNQ TSGQCTCKLGV TGLTCNRCGP GYQQSRSPRM PCQRIPEATT TLATTPGAYS SDPQCQNYCN MSDTRVHMSL RRYCQDQDHLV RAQVLASEAA GPAWQRLAVR VLAVYKQRAQ PVRRGDQDAW VPRADLTGCG LRLQPGTDYL LLGSAVGDPD PTRLILDRHG LALPWRPRWA RPLKRLQQEE RAGGCRGVRA PTPSRPEH

Product Details

Cross-Reactivity:	Human
Characteristics:	Antibody reactive against mammalian transfected lysate.

Target Details

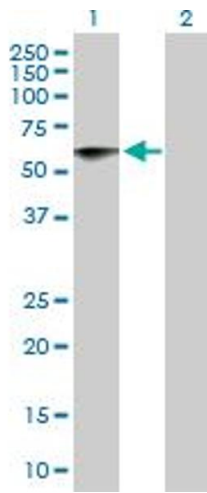
Target:	Netrin 5 (NTN5)
Alternative Name:	NTN5 (NTN5 Products)
Background:	Full Gene Name: netrin 5 Synonyms:
Gene ID:	126147
NCBI Accession:	NM_145807

Application Details

Application Notes:	Optimal working dilution should be determined by the investigator.
Restrictions:	For Research Use only

Handling

Buffer:	In 1x PBS, pH 7.4
Handling Advice:	Aliquot to avoid repeated freezing and thawing.
Storage:	-20 °C
Storage Comment:	Store at -20°C or lower. Aliquot to avoid repeated freezing and thawing.




Western Blotting

Image 1. Western Blot analysis of NTN5 expression in transfected 293T cell line by NTN5 MaxPab polyclonal antibody.

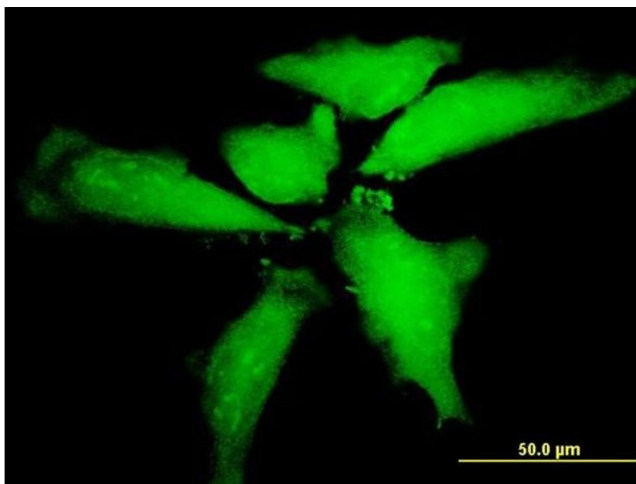
Lane 1: NTN5 transfected lysate(53.79 KDa).

Lane 2: Non-transfected lysate.



Western Blotting

Image 2. NTN5 MaxPab polyclonal antibody. Western Blot analysis of NTN5 expression in Jurkat.



Immunofluorescence

Image 3. Immunofluorescence of purified MaxPab antibody to NTN5 on HeLa cell. [antibody concentration 10 ug/ml]

Please check the [product details page](#) for more images. Overall 4 images are available for ABIN530570.