



[Go to Product page](#)

Datasheet for ABIN530592

anti-C1orf87 antibody (AA 1-546)

4 Images

Overview

Quantity:	50 µg
Target:	C1orf87
Binding Specificity:	AA 1-546
Reactivity:	Human
Host:	Mouse
Clonality:	Polyclonal
Conjugate:	This C1orf87 antibody is un-conjugated
Application:	Western Blotting (WB), Immunofluorescence (IF)

Product Details

Purpose:	Mouse polyclonal antibody raised against a full-length human C1orf87 protein.
Immunogen:	C1orf87 (NP_689590.1, 1 a.a. ~ 546 a.a) full-length human protein.
Sequence:	MSSAWKTPRG SDAMPEIMVK IIGSKHFQYL VEKPKIKEND SLKTETQTMH QKPMTDNARQ MSRDTPVPIN FTDQQTDDNP DDVKEKKHPE NNQKSENNQK LLTGANSSRF LDGNIPSQAN VHCSSVPTGD QLSYVHGIP RRKLRDWSLE QMVRGSSDQP EDIGQSPSGT TNEDAFLLAL VRRELKSRPL SSNLEKLQK ELKILDPISS GFLLQSQLSR LFLKHEVPLQ LPTVKILCQR FSKRGSPEMV NYEKLLWFLN SAASDYPQQN KAAADLRKTE SHGTHSQSTP PQHSSSQPEV NRSLLLEILKM ALRTTNGRLN IDNLNLSFRK EDRSFSGCLP LPKVRAICGK HGLYLTLSSL ETLLNHQDLG YQNEIKWQNF VEMLTRASSD LLSDLPTGKN EKKAPAPME PEVPEMSQSK TEHMKTPEEE LQPESSPAET SACKDPLKPL KIRPVSQPFV NPAVKNKAAE CETWIDRFRK LENALYLCDL SNTGVLEKER ARRLIHNYNL IYNLSLSPQK IDQALRRFRS GENMLLEPAL RYLKEL

Product Details

Cross-Reactivity:	Human
Characteristics:	Antibody reactive against mammalian transfected lysate.

Target Details

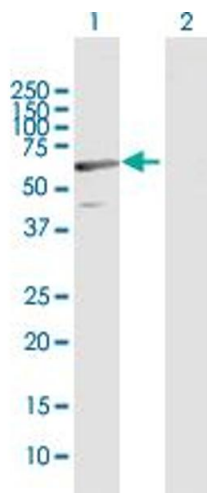
Target:	C1orf87
Alternative Name:	C1orf87 (C1orf87 Products)
Background:	Full Gene Name: chromosome 1 open reading frame 87 Synonyms: FLJ44073,MGC34837
Gene ID:	127795
NCBI Accession:	NM_152377

Application Details

Application Notes:	Optimal working dilution should be determined by the investigator.
Restrictions:	For Research Use only

Handling

Buffer:	In 1x PBS, pH 7.4
Handling Advice:	Aliquot to avoid repeated freezing and thawing.
Storage:	-20 °C
Storage Comment:	Store at -20°C or lower. Aliquot to avoid repeated freezing and thawing.

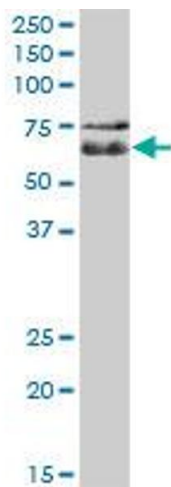


Western Blotting

Image 1. Western Blot analysis of C1orf87 expression in transfected 293T cell line by C1orf87 MaxPab polyclonal antibody.

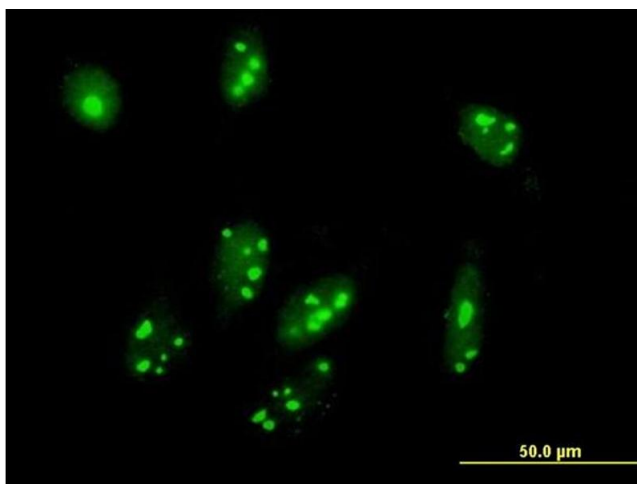
Lane 1: C1orf87 transfected lysate(60.06 KDa).

Lane 2: Non-transfected lysate.



Western Blotting

Image 2. C1orf87 MaxPab polyclonal antibody. Western Blot analysis of C1orf87 expression in human colon.



Immunofluorescence

Image 3. Immunofluorescence of purified MaxPab antibody to C1orf87 on HeLa cell. [antibody concentration 10 ug/ml]

Please check the [product details page](#) for more images. Overall 4 images are available for ABIN530592.