



[Go to Product page](#)

Datasheet for ABIN530867

anti-LACC1 antibody (AA 1-430)

3 Images

Overview

Quantity:	100 µg
Target:	LACC1 (C13orf31)
Binding Specificity:	AA 1-430
Reactivity:	Human
Host:	Mouse
Clonality:	Monoclonal
Conjugate:	This LACC1 antibody is un-conjugated
Application:	Western Blotting (WB), ELISA

Product Details

Purpose:	Mouse monoclonal antibody raised against a full-length recombinant C13orf31.
Immunogen:	C13orf31 (AAH35749, 1 a.a. ~ 430 a.a) full-length recombinant protein with GST tag. MW of the GST tag alone is 26 KDa.
Sequence:	MAEAVLIDLF GLKLNSQKNC HQTLLKTLNA VQYHHAAKAK FLCIMCCSNI SYERDGEQDN CEIETSNGLS ALLEEF EIVS CPSMAATLYT IKQKIDEKNL SSIKVIVPRH RKTLMKAFID QLFTDVYNFE FEDLQVTFRG GLFKQSIEIN VITAQELRGI QNEIETFLRS LPALRGKLT I ITSSLIPDIF IHGFTTRTGG ISYIPTLSSF NLFSSSKRRD PKVVVQENLR RLANAAGFNV EKFYRIKTHH SNDIWIMGRK EPDSYDGITT NQRGV TIAAL GADCIPIVFA DPVKKACGVA HAGWKGTLLG VAMATVNAMI AEYGCSLEDI VVVLGPSVGP CCFTLPRESA EAFHNLHPAC VQLFDSPNPC IDIRKATRIL LEQGGILPQN IQDQNQDLNL CTSCHPDKFF SHVRDGLNFG TQIGFISIKE
Clone:	2A1

Product Details

Isotype:	IgG2b
Cross-Reactivity:	Human
Characteristics:	Antibody Reactive Against Recombinant Protein.

Target Details

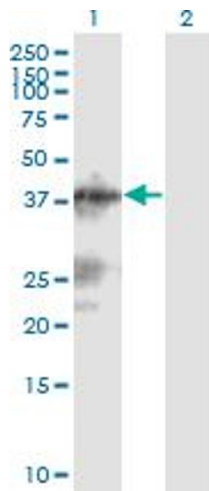
Target:	LACC1 (C13orf31)
Alternative Name:	C13orf31 (C13orf31 Products)
Background:	Full Gene Name: chromosome 13 open reading frame 31 Synonyms: DKFZp686D11119,FLJ38725
Gene ID:	144811

Application Details

Application Notes:	Optimal working dilution should be determined by the investigator.
Restrictions:	For Research Use only

Handling

Buffer:	In 1x PBS, pH 7.4
Handling Advice:	Aliquot to avoid repeated freezing and thawing.
Storage:	-20 °C
Storage Comment:	Store at -20°C or lower. Aliquot to avoid repeated freezing and thawing.

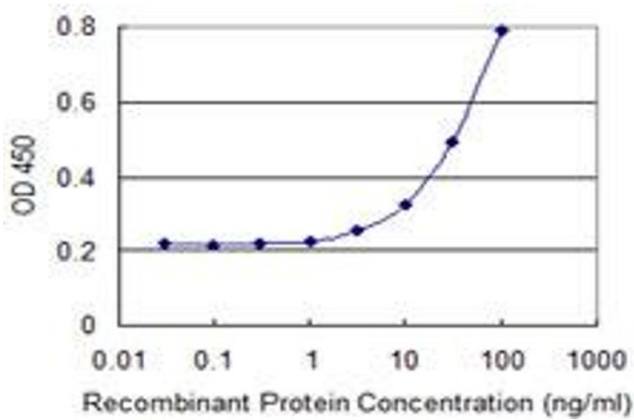


Western Blotting

Image 1. Western Blot analysis of C13orf31 expression in transfected 293T cell line by C13orf31 monoclonal antibody (M04), clone 2A1.

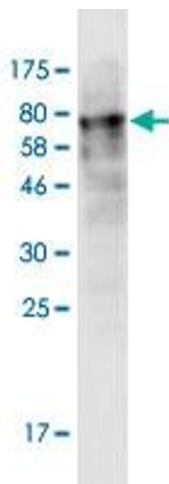
Lane 1: C13orf31 transfected lysate(47.8 kDa).

Lane 2: Non-transfected lysate.



ELISA

Image 2. Detection limit for recombinant GST tagged C13orf31 is 1 ng/ml as a capture antibody.



Western Blotting

Image 3. Western Blot detection against Immunogen (73.04 kDa).