



[Go to Product page](#)

Datasheet for ABIN531668
anti-LRIT3 antibody (AA 422-496)

4 Images

Overview

Quantity:	100 µg
Target:	LRIT3
Binding Specificity:	AA 422-496
Reactivity:	Human
Host:	Mouse
Clonality:	Monoclonal
Conjugate:	This LRIT3 antibody is un-conjugated
Application:	Western Blotting (WB), ELISA, Immunohistochemistry (Paraffin-embedded Sections) (IHC (p))

Product Details

Purpose:	Mouse monoclonal antibody raised against a partial recombinant LRIT3.
Immunogen:	LRIT3 (NP_940908, 422 a.a. ~ 496 a.a) partial recombinant protein with GST tag. MW of the GST tag alone is 26 KDa.
Sequence:	KVCKLQCKSE PFWEDDLAKE TYIQFETLFP RSQSVGELWT RSHRDDSEKL LLCSSRSVES QVTFKSEGSR PEYYC
Clone:	3E7
Isotype:	IgG2a
Cross-Reactivity:	Human
Characteristics:	Antibody Reactive Against Recombinant Protein.

Target Details

Target:	LRIT3
Alternative Name:	LRIT3 (LRIT3 Products)
Background:	Full Gene Name: leucine-rich repeat, immunoglobulin-like and transmembrane domains 3 Synonyms: FIGLER4,FLJ44691,MGC120618
Gene ID:	345193
NCBI Accession:	NM_198506


Application Details

Application Notes:	Optimal working dilution should be determined by the investigator.
Restrictions:	For Research Use only

Handling

Buffer:	In 1x PBS, pH 7.4
Handling Advice:	Aliquot to avoid repeated freezing and thawing.
Storage:	-20 °C
Storage Comment:	Store at -20°C or lower. Aliquot to avoid repeated freezing and thawing.

Images

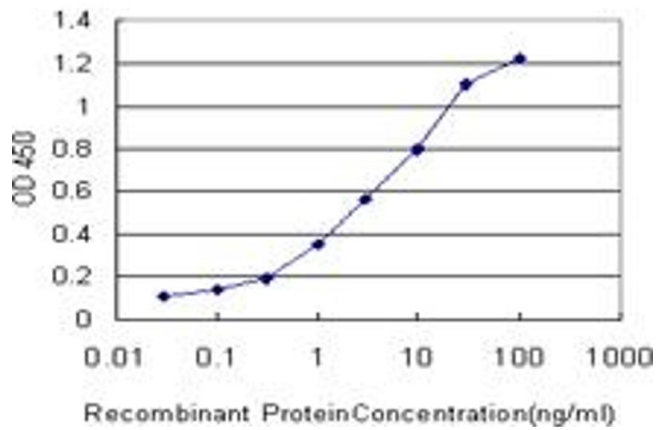


Western Blotting

Image 1. Western Blot analysis of LRIT3 expression in transfected 293T cell line by LRIT3 monoclonal antibody (M09), clone 3E7.

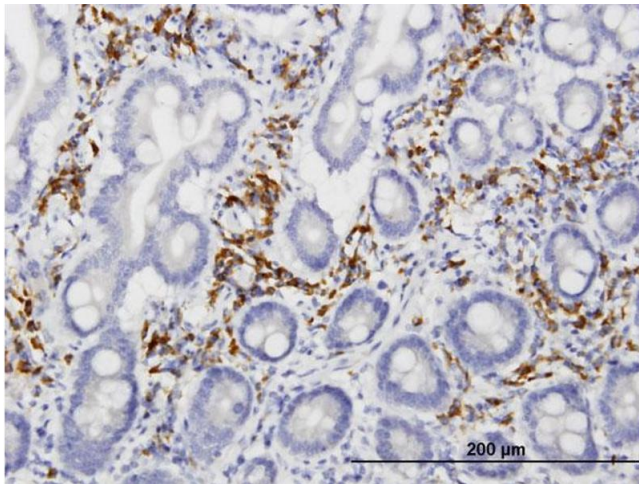
Lane 1: LRIT3 transfected lysate(60.521 kDa).

Lane 2: Non-transfected lysate.



ELISA

Image 2. Detection limit for recombinant GST tagged LRIT3 is approximately 0.1 ng/ml as a capture antibody.



Immunostaining

Image 3. Immunoperoxidase of monoclonal antibody to LRIT3 on formalin-fixed paraffin-embedded human small Intestine. [antibody concentration 1.2 ug/ml]

Please check the [product details page](#) for more images. Overall 4 images are available for ABIN531668.